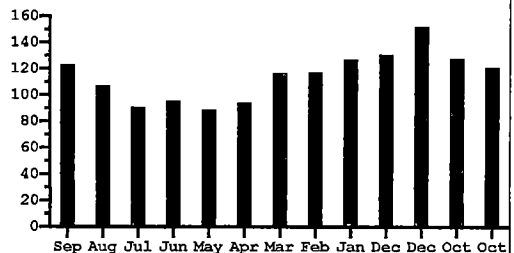


360

✓ MATAGORDA CO JAIL

MAKE CHECK PAYABLE TO: BAY CITY GAS P O BOX 1603 BAY CITY TX 77404-1603	SERVICE ADDRESS 2323 AVE E		ACCOUNT NUMBER 36061-1041480000/9.30			
	SERVICE PERIOD 08/31/20	FROM TO 09/30/20 ✓	BILLING DATE 10/06/20			
READ DATE(G) METER NUM. PRES. READ PREV. READ TOTAL CCF	09/30/20 9989964 15690 ✓14459 1231	TOTAL CCF 			DESCRIPTION BASIC SERVICE GAS DELIVERY THIS MONTH	AMOUNT 19.00 857.30 876.30
RECEIVED OCT 13 2020 BY: <i>DB</i>		APPROVED COUNTY AUDITOR <i>DB</i> <i>W</i>			TOTAL NOW DUE 876.30	
		PENALTY AMOUNT 0.00			PAY THIS AMOUNT AFTER 10/20/2020 876.30	

010-54410-512

587 MATAGORDA CO JAIL

MESSAGES

Accounts with a Past Due from prior month will be assessed a \$45.00 fee and scheduled for disconnection. IF SERVICE IS DISCONNECTED, CONTACT OFFICE AT 245-2327 TO MAKE PAYMENT AND RESTORE SERVICE; ONLINE PAYMENT IS NOT ACCEPTABLE.	<p align="center">*****DUE DATE 10-20-20*****</p> <p>Requests for payment arrangements must be made immediately and in person.</p> <p>ONLINE BILL PAY at www.baycitygas.com, follow the links, and TELEPHONE PAYMENT only at 1-877-273-3169. Have this bill in hand.</p> <p>Help us maintain a safe system - REPORT LEAKS TO 245-2311. More safety information at www.baycitygas.com or at 245-2327.</p>
---	---

Natural gas is a clean burning, efficient, natural fuel. It is delivered to your homes and businesses through a modern and highly reliable system of underground pipelines, which is routinely checked for leaks. These pipelines are rugged and flexible, and buried at a safe depth.

However, ANY DIGGING activity - landscaping, fencing, plumbing repairs - could possibly damage the lines. New Underground Damage Prevention Rules, Chapter 18 under Title 16 of the Texas Administrative Code, specify appropriate steps to be taken BEFORE digging, including calling the One Call Center (811) or the pipeline operator (Bay City Gas at 245-2311) at least 48 hours PRIOR to digging activity.

CALL BEFORE YOU DIG! 245-2311 or toll free 811

ALL damages to underground pipelines must be reported IMMEDIATELY to the pipeline operator (Bay City Gas Company) and to the Texas Railroad Commission (online at www.rrc.state.tx.us).

Natural gas is colorless, odorless, non-toxic and lighter than air. Natural gas can be highly combustible or explosive in certain concentrations, so it is odorized with a smell similar to rotten eggs in an effort to make leaks detectable.

If you detect the smell of gas within your home or business, do NOT operate any electrical devices - including wall switches, phones or flashlights.

If the odor of gas is FAINT, check to see if a gas appliance has been left on accidentally, or if a pilot light has gone out. If the odor persists or is STRONG, take no chances, get everyone out of the premises and **call BAY CITY GAS COMPANY AT 245-2311**. This number is answered 24 hours per day, 365 days per year. These calls are a priority and will receive IMMEDIATE attention from Bay City Gas personnel. Outside leaks can be more difficult to identify, but the odor will be the best indicator. Other signs may include dead vegetation, blowing dirt and/or a hissing sound. **Call BAY CITY GAS COMPANY at 245-2311 if you suspect a gas leak.**

Additional information regarding your gas service and natural gas safety can be found on your MONTHLY BILLS, at www.baycitygas.com, or by CALLING OUR OFFICE at 245-2327

360

MATAGORDA CO COURTHOUSE

MAKE CHECK PAYABLE TO: BAY CITY GAS ✓ P O BOX 1603 BAY CITY TX 77404-1603	SERVICE ADDRESS 1700 7TH ST		ACCOUNT NUMBER <i>Jun</i> 36061-2530980000 <i>A-30</i>	
	SERVICE PERIOD 08/31/20	FROM TO 09/30/20 ✓	BILLING DATE 10/06/20	
READ DATE(G) 09/30/20 METER NUM. 11808 PRES. READ 37855 PREV. READ ✓ 37644 TOTAL CCF 211	TOTAL CCF 		DESCRIPTION AMOUNT BASIC SERVICE 19.00 GAS DELIVERY 155.72 THIS MONTH 174.72	
<i>Shelly Starts</i> <i>010-54410-510</i>		RECEIVED OCT 14 2020 BY: <i>DB</i>		APPROVED COUNTY AUDITOR <i>DB</i>
				TOTAL NOW DUE 174.72
				PENALTY AMOUNT 0.00 PAY THIS AMOUNT AFTER 10/20/2020 174.72

3826

MATAGORDA CO COURTHOUSE MESSAGES

*****DUE DATE 10-20-20*****

Accounts with a Past Due from prior month will be assessed a \$45.00 fee and scheduled for disconnection. IF SERVICE IS DISCONNECTED, CONTACT OFFICE AT 245-2327 TO MAKE PAYMENT AND RESTORE SERVICE; ONLINE PAYMENT IS NOT ACCEPTABLE.

Requests for payment arrangements must be made immediately and in person.

ONLINE BILL PAY at www.baycitygas.com, follow the links, and TELEPHONE PAYMENT only at 1-877-273-3169. Have this bill in hand.

Help us maintain a safe system - REPORT LEAKS TO 245-2311. More safety information at www.baycitygas.com or at 245-2327.

Natural gas is a clean burning, efficient, natural fuel. It is delivered to your homes and businesses through a modern and highly reliable system of underground pipelines, which is routinely checked for leaks. These pipelines are rugged and flexible, and buried at a safe depth.

However, ANY DIGGING activity - landscaping, fencing, plumbing repairs - could possibly damage the lines. New Underground Damage Prevention Rules, Chapter 18 under Title 16 of the Texas Administrative Code, specify appropriate steps to be taken BEFORE digging, including calling the One Call Center (811) or the pipeline operator (Bay City Gas at 245-2311) at least 48 hours PRIOR to digging activity.

CALL BEFORE YOU DIG! 245-2311 or toll free 811

ALL damages to underground pipelines must be reported IMMEDIATELY to the pipeline operator (Bay City Gas Company) and to the Texas Railroad Commission (online at www.rrc.state.tx.us).

Natural gas is colorless, odorless, non-toxic and lighter than air. Natural gas can be highly combustibile or explosive in certain concentrations, so it is odorized with a smell similar to rotten eggs in an effort to make leaks detectable.

If you detect the smell of gas within your home or business, do NOT operate any electrical devices - including wall switches, phones or flashlights.

If the odor of gas is FAINT, check to see if a gas appliance has been left on accidentally, or if a pilot light has gone out. If the odor persists or is STRONG, take no chances, get everyone out of the premises and **call BAY CITY GAS COMPANY AT 245-2311**. This number is answered 24 hours per day, 365 days per year. These calls are a priority and will receive IMMEDIATE attention from Bay City Gas personnel. Outside leaks can be more difficult to identify, but the odor will be the best indicator. Other signs may include dead vegetation, blowing dirt and/or a hissing sound. **Call BAY CITY GAS COMPANY at 245-2311 if you suspect a gas leak.**

Additional information regarding your gas service and natural gas safety can be found on your MONTHLY BILLS, at www.baycitygas.com, or by CALLING OUR OFFICE at 245-2327



City of Bay City
1901 5th St
Bay City TX 77414

548

OCT 08 2020



AUTOSCH 5-DIGIT 77404 17 PSS 121508AA02-A-1
4543 1 AV 0.386



MATAGORDA COUNTY
SHERIFFS OFFICE
2308 AVENUE F
BAY CITY TX 77414-6045

ACCOUNT STATEMENT

ACCOUNT NUMBER	DUE DATE	AMOUNT DUE
04-098000-02/9-12	10/15/2020	\$200.77

ACCOUNT INFORMATION

Service Address: 2308 Ave F
 Service Period: ✓ 08/14/2020 to 09/12/2020
 Billing Date: 09/30/2020
 Due Date: 10/15/2020
 Penalty Date: 10/20/2020

CURRENT METERED USAGE

Service	Current	Previous	Usage
Water	2,189	2,148 ✓	4,100

ACCOUNT SUMMARY

SERVICE	CHARGE
Water	\$99.11
Sewer	\$101.66
Penalty	0.00
TOTAL CURRENT CHARGES	\$200.77

APPROVED
COUNTY AUDITOR
AB

Balance Forward	\$0.00
TOTAL AMOUNT DUE	\$200.77
TOTAL DUE IF PAID AFTER 10/20/2020	\$220.85



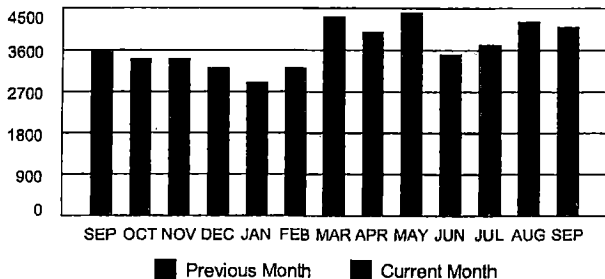
**ALL PAST DUE BALANCES ARE SUBJECT TO
DISCONNECTION IMMEDIATELY**

NOTICE

Current charges must be paid by the 25th to avoid
disconnection.

010-54410-560

HISTORICAL WATER USAGE



IMPORTANT MESSAGE

PAY OVER THE PHONE AT 833-309-4327 OR ONLINE AT
WWW.CITYOFBAYCITY.ORG

RECEIVED
OCT 08 2020

BY: AB

To avoid late charges, payment must be received in the Utility Billing Office by 5 p.m. on 10/20/2020. If balance is not paid by 5 p.m. on the 25th, a \$50.00 service fee will be applied to the account and an additional \$50.00 deposit may be required.



City of Bay City
1901 5th St
Bay City TX 77414

548

ACCOUNT STATEMENT

ACCOUNT NUMBER	DUE DATE	AMOUNT DUE
04-099000-01/9/14	10/15/2020	\$588.83

OCT 08 2020



AUTOSCH 5-DIGIT 77404 17 PS5 121508AA02-A-1
4472 1 AV 0.386



MATAGORDA COUNTY
JAIL
2308 AVENUE F
BAY CITY TX 77414-6045

ACCOUNT INFORMATION

Service Address: 2323 Ave E
Service Period: 08/14/2020 to 09/14/2020
Billing Date: 09/30/2020
Due Date: 10/15/2020
Penalty Date: 10/20/2020

CURRENT METERED USAGE

Service	Current	Previous	Usage
Water	0	0	0

ACCOUNT SUMMARY

SERVICE	CHARGE
Water	\$88.49
Sewer	\$81.12
Sanitation	\$419.22
Penalty	0.00

APPROVED
COUNTY AUDITOR
SB

TOTAL CURRENT CHARGES *BR* **\$588.83**

Balance Forward \$0.00

TOTAL AMOUNT DUE **\$588.83**

TOTAL DUE IF PAID AFTER 10/20/2020 **\$647.71**

Customer Service: 979-245-2322
Hours of Operation: Monday - Friday 8:00 a.m. - 5:00 p.m.
Emergency After-Hours Repairs: 979-245-7146

HISTORICAL WATER USAGE

DATA NOT AVAILABLE

010-54410-512



**ALL PAST DUE BALANCES ARE SUBJECT TO
DISCONNECTION IMMEDIATELY**

IMPORTANT MESSAGE

PAY OVER THE PHONE AT 833-309-4327 OR ONLINE AT
WWW.CITYOFBAYCITY.ORG

NOTICE

Current charges must be paid by the 25th to avoid
disconnection.

RECEIVED
OCT 08 2020

BY: *SB*

To avoid late charges, payment must be received in the Utility Billing Office by 5 p.m. on 10/20/2020. If balance is not paid by 5 p.m. on the 25th, a \$50.00 service fee will be applied to the account and an additional \$50.00 deposit may be required.



City of Bay City
1901 5th St
Bay City TX 77414

548

OCT 14 2020



AUTOSCH 5-DIGIT 77404 17 PSS 121508AA02-A-1
4436 1 AV 0.366



MATAGORDA COUNTY
MATAGORDA COUNTY
COUNTY JUDGE ROOM 301
1700 7TH ST
BAY CITY TX 77414-5080

ACCOUNT STATEMENT

ACCOUNT NUMBER	DUE DATE	AMOUNT DUE
INV 04-214000-00 / 98	10/15/2020	\$1,166.91

ACCOUNT INFORMATION

Service Address: 1700 7th St
 Service Period: 08/25/2020 to 09/25/2020
 Billing Date: 09/30/2020
 Due Date: 10/15/2020
 Penalty Date: 10/20/2020

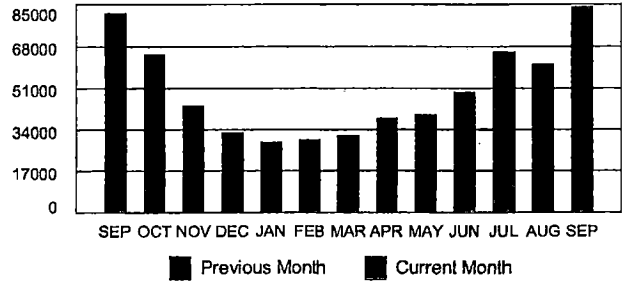
CURRENT METERED USAGE

Service	Current	Previous	Usage
Water	816	800	1,600
Water	19,558	18,736	82,200

Total Water Usage: 83,800

Customer Service: 979-245-2322
 Hours of Operation: Monday - Friday 8:00 a.m. - 5:00 p.m.
 Emergency After-Hours Repairs: 979-245-7146

HISTORICAL WATER USAGE



ACCOUNT SUMMARY

SERVICE	CHARGE
Water	\$493.58
Sewer	\$673.33
Penalty	0.00
TOTAL CURRENT CHARGES	\$1,166.91
Balance Forward	\$0.00
TOTAL AMOUNT DUE	\$1,166.91
TOTAL DUE IF PAID AFTER 10/20/2020	\$1,283.60

APPROVED
COUNTY AUDITOR
SB



IMPORTANT MESSAGE

PAY OVER THE PHONE AT 833-309-4327 OR ONLINE AT
WWW.CITYOFBAYCITY.ORG

RECEIVED
OCT 14 2020

ALL PAST DUE BALANCES ARE SUBJECT TO DISCONNECTION IMMEDIATELY

Shelly Start
010-54410-510

BY: *SB*

NOTICE
Current charges must be paid by the 25th to avoid disconnection.

To avoid late charges, payment must be received in the Utility Billing Office by 5 p.m. on 10/20/2020. If balance is not paid by 5 p.m. on the 25th, a \$50.00 service fee will be applied to the account and an additional \$50.00 deposit may be required.



City of Bay City
1901 5th St
Bay City TX 77414

548

OCT 14 2020



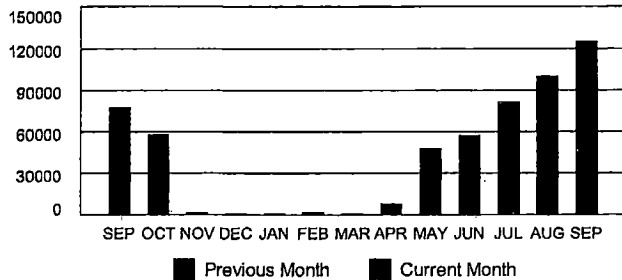
AUTOSCH 5-DIGIT 77404 17 PSS 121508AA02-A-1
4437 1 AV 0.366



MATAGORDA COUNTY
MATAGORDA COUNTY
COUNTY JUDGE ROOM 301
1700 7TH ST
BAY CITY TX 77414-5080

Customer Service: 979-245-2322
Hours of Operation: Monday - Friday 8:00 a.m. - 5:00 p.m.
Emergency After-Hours Repairs: 979-245-7146

HISTORICAL WATER USAGE



IMPORTANT MESSAGE

PAY OVER THE PHONE AT 833-309-4327 OR ONLINE AT
WWW.CITYOFBAYCITY.ORG

RECEIVED
OCT 14 2020

Shelly Starts

BY: DB
010-54410-510

ACCOUNT STATEMENT

ACCOUNT NUMBER	DUE DATE	AMOUNT DUE
04-214100-00/925	10/15/2020	\$412.50

ACCOUNT INFORMATION

Service Address: 1700 7th St Irrig
Service Period: ✓ 08/25/2020 to 09/14/2020
Billing Date: 09/30/2020
Due Date: 10/15/2020
Penalty Date: 10/20/2020

CURRENT METERED USAGE

Service	Current	Previous	Usage
Water	15,181	14,034 ✓	114,700
Water	4,703	4,599 ✓	10,400

Total Water Usage: 125,100

ACCOUNT SUMMARY

SERVICE	CHARGE
Water	\$412.50
Penalty	0.00
TOTAL CURRENT CHARGES	\$412.50
Balance Forward	\$0.00
TOTAL AMOUNT DUE	\$412.50
TOTAL DUE IF PAID AFTER 10/20/2020	\$453.75

APPROVED
COUNTY AUDITOR
DB



ALL PAST DUE BALANCES ARE SUBJECT TO
DISCONNECTION IMMEDIATELY

NOTICE

Current charges must be paid by the 25th to avoid
disconnection.

To avoid late charges, payment must be received in the Utility Billing Office by 5 p.m. on 10/20/2020. If balance is not paid by 5 p.m. on the 25th, a \$50.00 service fee will be applied to the account and an additional \$50.00 deposit may be required.



City of Bay City
1901 5th St
Bay City TX 77414

548

OCT 12 2020



AUT0SCH 5-DIGIT 77404 17 PS5 121508AA02-A-1
4529 1 AV 0.386



MATAGORDA COUNTY
PRECINT 1 BARN
2604 NICHOLS AVE
BAY CITY TX 77414-6958

ACCOUNT STATEMENT

ACCOUNT NUMBER	DUE DATE	AMOUNT DUE
Inv # 16-011000-00/a-B	10/15/2020	\$223.81

ACCOUNT INFORMATION

Service Address: 2604 Nichols
Service Period: ✓ 08/14/2020 to 09/13/2020
Billing Date: 09/30/2020
Due Date: 10/15/2020
Penalty Date: 10/20/2020

CURRENT METERED USAGE

Service	Current	Previous	Usage
Water	4,145	✓ 4,101	4,400

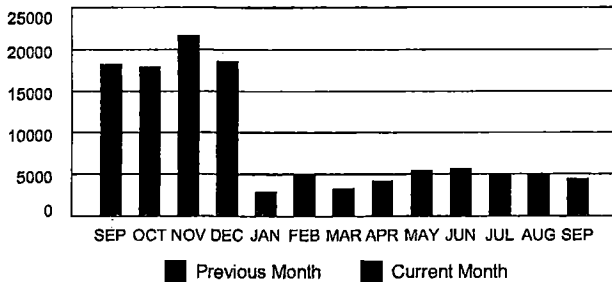
ACCOUNT SUMMARY

SERVICE	CHARGE
Water	\$99.89
Sewer	\$103.16
Penalty	20.76
TOTAL CURRENT CHARGES	\$223.81
Balance Forward	\$0.00
TOTAL AMOUNT DUE	\$223.81
TOTAL DUE IF PAID AFTER 10/20/2020	\$246.20

APPROVED
COUNTY AUDITOR
DB [Signature]

Customer Service: 979-245-2322
Hours of Operation: Monday - Friday 8:00 a.m. - 5:00 p.m.
Emergency After-Hours Repairs: 979-245-7146

HISTORICAL WATER USAGE



IMPORTANT MESSAGE

PAY OVER THE PHONE AT 833-309-4327 OR ONLINE AT
WWW.CITYOFBAYCITY.ORG

RECEIVED
OCT 08 2020

BY: DB [Signature]

010-54410-612
Gary [Signature]

To avoid late charges, payment must be received in the Utility Billing Office by 5 p.m. on 10/20/2020. If balance is not paid by 5 p.m. on the 25th, a \$50.00 service fee will be applied to the account and an additional \$50.00 deposit may be required.

WARNING
ALL PAST DUE BALANCES ARE SUBJECT TO
DISCONNECTION IMMEDIATELY

NOTICE
Current charges must be paid by the 25th to avoid
disconnection.

PAYMENT COUPON - PLEASE RETURN THIS STUB ALONG WITH YOUR PAYMENT.

ACCOUNT INFORMATION

Account Name: MATAGORDA COUNTY
Account Number: 16-011000-00
Service Address: 2604 Nichols
Service Period: 08/14/2020 to 09/13/2020
Billing Date: 09/30/2020

ACCOUNT SUMMARY

TOTAL AMOUNT DUE	\$223.81
DUE BY	10/15/2020
TOTAL DUE IF PAID AFTER 10/20/2020	\$246.20

Please write account
number on check and
remit payment to:

AMOUNT ENCLOSED

\$223.81



CITY OF BAY CITY
1901 5TH ST
BAY CITY TX 77414-6143



1601100000000223810000246203



City of Bay City
1901 5th St
Bay City TX 77414

548

OCT 12 2020



AUTOSCH 5-DIGIT 77404 17 PSS 121508AA02-A-1
4455 1 AV 0.38L



MATAGORDA COUNTY
FAIRGROUNDS
2604 NICHOLS AVE
BAY CITY TX 77414-6958

ACCOUNT STATEMENT

ACCOUNT NUMBER	DUE DATE	AMOUNT DUE
16-032000-01	10/15/2020	\$454.47

ACCOUNT INFORMATION

Service Address: Hamman Rd
 Service Period: 08/25/2020 to 09/25/2020
 Billing Date: 09/30/2020
 Due Date: 10/15/2020
 Penalty Date: 10/20/2020

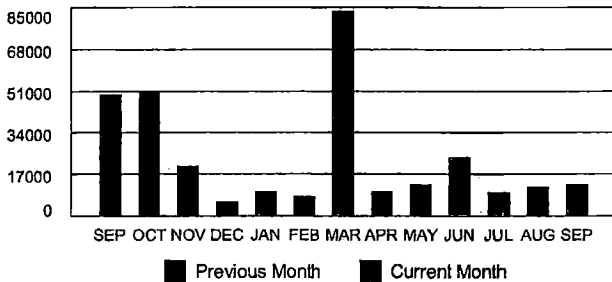
CURRENT METERED USAGE

Service	Current	Previous	Usage
Water	12,387	12,368	1,900
Water	5,235	5,128	10,700

Total Water Usage: 12,600

Customer Service: 979-245-2322
 Hours of Operation: Monday - Friday 8:00 a.m. - 5:00 p.m.
 Emergency After-Hours Repairs: 979-245-7146

HISTORICAL WATER USAGE



IMPORTANT MESSAGE

PAY OVER THE PHONE AT 833-309-4327 OR ONLINE AT
WWW.CITYOFBAYCITY.ORG

RECEIVED 010-54410-661
OCT 08 2020
BY: DB
Guy Gubler

To avoid late charges, payment must be received in the Utility Billing Office by 5 p.m. on 10/20/2020. If balance is not paid by 5 p.m. on the 25th, a \$50.00 service fee will be applied to the account and an additional \$50.00 deposit may be required.

PAYMENT COUPON - PLEASE RETURN THIS STUB ALONG WITH YOUR PAYMENT.

ACCOUNT INFORMATION

Account Name: MATAGORDA COUNTY
 Account Number: 16-032000-01
 Service Address: Hamman Rd
 Service Period: 08/25/2020 to 09/25/2020
 Billing Date: 09/30/2020

ACCOUNT SUMMARY

TOTAL AMOUNT DUE \$454.47
 DUE BY 10/15/2020
 TOTAL DUE IF PAID AFTER 10/20/2020 \$499.92

Please write account number on check and remit payment to:

AMOUNT ENCLOSED
\$454.47



CITY OF BAY CITY
1901 5TH ST
BAY CITY TX 77414-6143

16032000010000454470000499923

APPROVED COUNTY AUDITOR
DB EM
TOTAL CURRENT CHARGES \$454.47
Balance Forward \$0.00
TOTAL AMOUNT DUE \$454.47
TOTAL DUE IF PAID AFTER 10/20/2020 \$499.92



ALL PAST DUE BALANCES ARE SUBJECT TO DISCONNECTION IMMEDIATELY

NOTICE
Current charges must be paid by the 25th to avoid disconnection.





City of Bay City
1901 5th St
Bay City TX 77414

548

OCT 12 2020



AUTOSCH 5-DIGIT 77404 17 PS5 121508AA02-A-1
4455 1 AV 0.386



MATAGORDA COUNTY
FAIRGROUNDS
2804 NICHOLS AVE
BAY CITY TX 77414-6958

ACCOUNT STATEMENT

ACCOUNT NUMBER	DUE DATE	AMOUNT DUE
Inv # 16-032010-03/25	10/15/2020	\$32.13

ACCOUNT INFORMATION

Service Address: Columbus Rd
Service Period: 08/25/2020 to 09/25/2020
Billing Date: 09/30/2020
Due Date: 10/15/2020
Penalty Date: 10/20/2020

CURRENT METERED USAGE

Service	Current	Previous	Usage
Water	746	746	0

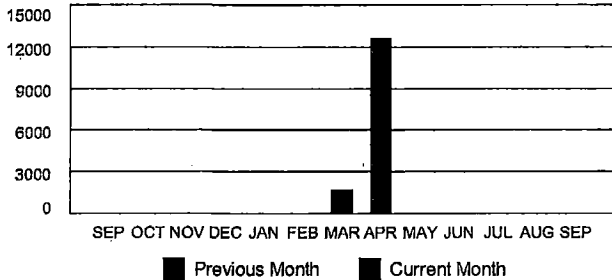
ACCOUNT SUMMARY

SERVICE	CHARGE
Water	\$22.13
Penalty	10.00
TOTAL CURRENT CHARGES	\$32.13
Balance Forward	\$0.00
TOTAL AMOUNT DUE	\$32.13
TOTAL DUE IF PAID AFTER 10/20/2020	\$42.13

APPROVED
COUNTY AUDITOR

Customer Service: 979-245-2322
Hours of Operation: Monday - Friday 8:00 a.m. - 5:00 p.m.
Emergency After-Hours Repairs: 979-245-7146

HISTORICAL WATER USAGE



ALL PAST DUE BALANCES ARE SUBJECT TO DISCONNECTION IMMEDIATELY

NOTICE

Current charges must be paid by the 25th to avoid disconnection.

IMPORTANT MESSAGE

PAY OVER THE PHONE AT 833-309-4327 OR ONLINE AT WWW.CITYOFBAYCITY.ORG

RECEIVED
OCT 08 2020

010-54410-661

Ray Huber

BY: *OB*

To avoid late charges, payment must be received in the Utility Billing Office by 5 p.m. on 10/20/2020. If balance is not paid by 5 p.m. on the 25th, a \$50.00 service fee will be applied to the account and an additional \$50.00 deposit may be required.

PAYMENT COUPON - PLEASE RETURN THIS STUB ALONG WITH YOUR PAYMENT.

ACCOUNT INFORMATION

Account Name: MATAGORDA COUNTY
Account Number: 16-032010-03
Service Address: Columbus Rd
Service Period: 08/25/2020 to 09/25/2020
Billing Date: 09/30/2020

ACCOUNT SUMMARY

TOTAL AMOUNT DUE	\$32.13
DUE BY	10/15/2020
TOTAL DUE IF PAID AFTER 10/20/2020	\$42.13

Please write account number on check and remit payment to:

AMOUNT ENCLOSED

\$32.13



CITY OF BAY CITY
1901 5TH ST
BAY CITY TX 77414-6143



16032010030000032130000042133



City of Bay City
1901 5th St
Bay City TX 77414

548

OCT 12 2020



AUTOSCH 5-DIGIT 77404 17 PSS 121506AA02-A-1
4467 1 AV 0.386



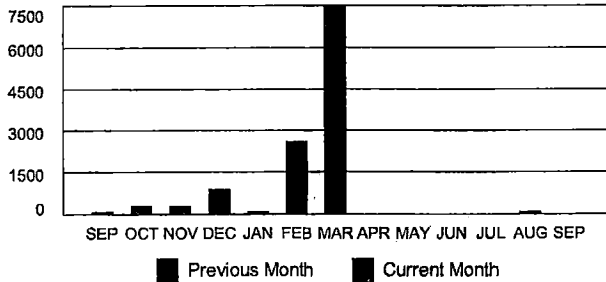
MATAGORDA COUNTY
HOLDING PEN
2604 NICHOLS AVE
BAY CITY TX 77414-6958

Fairgrounds



Customer Service: 979-245-2322
Hours of Operation: Monday - Friday 8:00 a.m. - 5:00 p.m.
Emergency After-Hours Repairs: 979-245-7146

HISTORICAL WATER USAGE



IMPORTANT MESSAGE

PAY OVER THE PHONE AT 833-309-4327 OR ONLINE AT
WWW.CITYOFBAYCITY.ORG

RECEIVED
OCT 08 2020

010-54410-661

Handwritten signature

BY: *DB*

To avoid late charges, payment must be received in the Utility Billing Office by 5 p.m. on 10/20/2020. If balance is not paid by 5 p.m. on the 25th, a \$50.00 service fee will be applied to the account and an additional \$50.00 deposit may be required.

PAYMENT COUPON - PLEASE RETURN THIS STUB ALONG WITH YOUR PAYMENT.

ACCOUNT INFORMATION

Account Name: MATAGORDA COUNTY
Account Number: 16-032020-00
Service Address: 4901 Nichols
Service Period: 08/14/2020 to 09/14/2020
Billing Date: 09/30/2020

ACCOUNT STATEMENT

ACCOUNT NUMBER	DUE DATE	AMOUNT DUE
16-032020-00/911	10/15/2020	\$63.03

ACCOUNT INFORMATION

Service Address: 4901 Nichols
Service Period: 08/14/2020 to 09/14/2020
Billing Date: 09/30/2020
Due Date: 10/15/2020
Penalty Date: 10/20/2020

CURRENT METERED USAGE

Service	Current	Previous	Usage
Water	721	721	0

ACCOUNT SUMMARY

SERVICE	CHARGE
Water	\$27.67
Sewer	\$25.36
Penalty	10.00
TOTAL CURRENT CHARGES	\$63.03
Balance Forward	\$0.00
TOTAL AMOUNT DUE	\$63.03
TOTAL DUE IF PAID AFTER 10/20/2020	\$73.03

APPROVED
COUNTY AUDITOR
DB



ALL PAST DUE BALANCES ARE SUBJECT TO
DISCONNECTION IMMEDIATELY

NOTICE

Current charges must be paid by the 25th to avoid
disconnection.

ACCOUNT INFORMATION

ACCOUNT SUMMARY

Account Name: MATAGORDA COUNTY
Account Number: 16-032020-00
Service Address: 4901 Nichols
Service Period: 08/14/2020 to 09/14/2020
Billing Date: 09/30/2020

TOTAL AMOUNT DUE	\$63.03
DUE BY	10/15/2020
TOTAL DUE IF PAID AFTER 10/20/2020	\$73.03

Please write account
number on check and
remit payment to:

AMOUNT ENCLOSED

\$ 63.03



CITY OF BAY CITY
1901 5TH ST
BAY CITY TX 77414-6143



16032020000000063030000073038

P.O. Box 1189
Edna, TX 77957-1189
Edna (361) 771-4400
Bay City (979) 245-3029

370
OCT 08 2020



Office Hours:
Monday - Friday
8:00 a.m. - 5:00 p.m.

ACCOUNT #	ACCOUNT NAME	RATE	PCRF	BILL TYPE	SERVICE ADDRESS	TELEPHONE #			
13415001	MATAGORDA CO PREC #2	41	0.065000	0	457-TIN BARN	(979) 863-7861			
SERVICE PERIOD		NO. DAYS	READ TYPE	METER READING		METER NUMBER	MULT	KILOWATT USAGE	CHARGES
FROM	TO			PREVIOUS	PRESENT				
08/18/20	09/17/20	30	2	11589	11801	10296224	1	212	44.08
1 100W- HPS THANK YOU FOR YOUR PAYMENT 09/17/20 PREVIOUS AMOUNT DUE 58.13 TOTAL AMOUNT DUE 54.58									10.50
									42
									-58.13
									58.13
									54.58
010-5440-613 MW									
									APPROVED COUNTY AUDITOR JB KM
COMPARISONS	DAYS SERVICE	KWH USED	AVG. KWH/DAY	COST PER DAY	TOTAL NOW DUE				\$54.58
CURRENT BILLING PERIOD	30	212	7	1.47	CURRENT BILL PAST DUE AFTER	10/15/20	BILL IS DUE UPON RECEIPT		
PREVIOUS BILLING PERIOD	31	297	10	1.54	AFTER DUE DATE PAY				\$54.58
SAME PERIOD LAST YEAR	31	285	9	1.47					
Your Electricity Use Over The Last 13 Months					PAYMENT MUST BE RECEIVED BY 5PM ON DUE DATE VISIT OUR WEBSITE AT: www.myjec.coop DOWNLOAD THE JEC MOBILE APP FROM THE IOS APP STORE OR GOOGLE PLAY				

- Bill Type
- 0 NORMAL
 - 1 ESTIMATED
 - 2 MINIMUM ESTIMATED
 - 3 MINIMUM
 - 4 FINAL
 - 5 PRORATED
 - 6 PRORATED MINIMUM
 - 7 BUDGET BILL
 - 8 WEATHERIZATION/CONTRACT
 - 9 WAITING TO BE BILLED

- Read Type
- 0 COMPUTER ESTIMATED
 - 1 CONSUMER READ
 - 2 COOP READ
 - 3 CHARGEABLE READ
 - 4 COOP READ - FIELD
 - 5 NEW CONNECT

Keep This Portion for your Records - Return Bottom Portion with Payment
PLEASE DETACH AND RETURN THIS PORTION WITH PAYMENT



P.O. Box 1189
Edna, TX 77957-1189
RETURN SERVICE REQUESTED

RECEIVED
OCT 08 2020

BY: *JB*

ACCOUNT NUMBER	13415001		
Previous Balance	\$0.00	Current Bill	\$54.58
SAVE	\$0.00	IF PAID BY	10/15/20
Total Due on Account	\$54.58		
After 10/15/20	\$54.58		



MATAGORDA CO PREC #2
ATTN KENT POLLARD
PO BOX 571
MATAGORDA TX 77457-0571

0
57

JACKSON ELECTRIC COOPERATIVE INC
PO BOX 1189
EDNA TX 77957-1189



P.O. Box 1189
 Edna, TX 77957-1189
 Edna (361) 771-4400
 Bay City (979) 245-3029

370
 OCT 08 2020



Office Hours:
 Monday - Friday
 8:00 a.m. - 5:00 p.m.

ACCOUNT #	ACCOUNT NAME		RATE	PCRF	BILL TYPE	SERVICE ADDRESS		TELEPHONE #		
13415002	MATAGORDA CO PREC #2		41	0.065000	0	S/LTS ONLY		(979) 863-7861		
SERVICE PERIOD		NO. DAYS	READ TYPE	METER READING		METER NUMBER	MULT	KILOWATT USAGE	CHARGES	
FROM	TO			PREVIOUS	PRESENT					
08/18/20	09/18/20	31	0			0			0.00	
2 100W- HPS 11 LED-100 W VANDAL PROOLF 9 TRANSFORMER THANK YOU FOR YOUR PAYMENT 09/17/20 PREVIOUS AMOUNT DUE TOTAL AMOUNT DUE								84 462 0 -154.50 154.50 154.50		
COMPARISONS					DAYS SERVICE	KWH USED	AVG. KWH/DAY	COST PER DAY	TOTAL NOW DUE	\$154.50
CURRENT BILLING PERIOD					31	0	0	0	CURRENT BILL PAST DUE AFTER	10/15/20
PREVIOUS BILLING PERIOD					31	0	0	0	BILL IS DUE UPON RECEIPT	
SAME PERIOD LAST YEAR					31	0	0	0	AFTER DUE DATE PAY	\$154.50
PAYMENT MUST BE RECEIVED BY 5PM ON DUE DATE VISIT OUR WEBSITE AT: www.myjec.coop DOWNLOAD THE JEC MOBILE APP FROM THE IOS APP STORE OR GOOGLE PLAY										

010-54410-613
 m

APPROVED
 COUNTY AUDITOR
 DB

- Bill Type
- 0 NORMAL
 - 1 ESTIMATED
 - 2 MINIMUM ESTIMATED
 - 3 MINIMUM
 - 4 FINAL
 - 5 PRORATED
 - 6 PRORATED MINIMUM
 - 7 BUDGET BILL
 - 8 WEATHERIZATION/CONTRACT
 - 9 WAITING TO BE BILLED

- Read Type
- 0 COMPUTER ESTIMATED
 - 1 CONSUMER READ
 - 2 COOP READ
 - 3 CHARGEABLE READ
 - 4 COOP READ - FIELD
 - 5 NEW CONNECT

Keep This Portion for your Records - Return Bottom Portion with Payment
 PLEASE DETACH AND RETURN THIS PORTION WITH PAYMENT

TX01020F



P.O. Box 1189
 Edna, TX 77957-1189

RETURN SERVICE REQUESTED

RECEIVED
 OCT 09 2020

BY:DB.....

ACCOUNT NUMBER	13415002		
Previous Balance	\$0.00	Current Bill	\$154.50
SAVE	\$0.00	IF PAID BY	10/15/20
Total Due on Account	\$154.50		
After 10/15/20	\$154.50		



MATAGORDA CO PREC #2
 ATTN: KENT POLLARD
 PO BOX 571
 MATAGORDA TX 77457-0571

0
 57

JACKSON ELECTRIC COOPERATIVE INC
 PO BOX 1189
 EDNA TX 77957-1189



P.O. Box 1189
 Edna, TX 77957-1189
 Edna (361) 771-4400
 Bay City (979) 245-3029

370
 OCT 08 2020



Office Hours:
 Monday - Friday
 8:00 a.m. - 5:00 p.m.

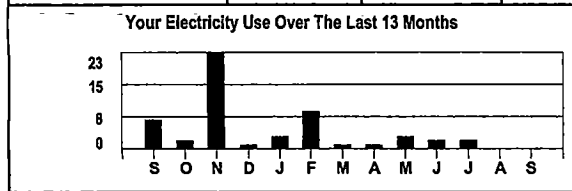
ACCOUNT #	ACCOUNT NAME	RATE	PCRF	BILL TYPE	SERVICE ADDRESS	TELEPHONE #			
13415003	MATAGORDA CO PREC #2	41	0.065000	3	RESTROOM AT PARK	(979) 863-7861			
SERVICE PERIOD		NO. DAYS	READ TYPE	METER READING		METER NUMBER	MULT	KILOWATT USAGE	CHARGES
FROM	TO			PREVIOUS	PRESENT				
08/20/20	09/18/20	29	2	267	267	10329608	1	0	25.00

THANK YOU FOR YOUR PAYMENT 09/17/20 -20.00
 PREVIOUS AMOUNT DUE 20.00
 TOTAL AMOUNT DUE 25.00

010-54410-662
 m

APPROVED
 COUNTY AUDITOR
 DB km

COMPARISONS	DAYS SERVICE	KWH USED	AVG. KWH/DAY	COST PER DAY	TOTAL NOW DUE		
CURRENT BILLING PERIOD	29	0	0	0.86	CURRENT BILL PAST DUE AFTER 10/15/20 BILL IS DUE UPON RECEIPT AFTER DUE DATE PAY \$25.00		
PREVIOUS BILLING PERIOD	34	0	0	0.59			
SAME PERIOD LAST YEAR	31	7	0	0.67			



PAYMENT MUST BE RECEIVED BY 5PM ON DUE DATE

VISIT OUR WEBSITE AT: www.myjec.coop
 DOWNLOAD THE JEC MOBILE APP FROM THE IOS APP STORE OR GOOGLE PLAY

- | | |
|---------------------------|----------------------|
| Bill Type | Read Type |
| 0 NORMAL | 0 COMPUTER ESTIMATED |
| 1 ESTIMATED | 1 CONSUMER READ |
| 2 MINIMUM ESTIMATED | 2 COOP READ |
| 3 MINIMUM | 3 CHARGEABLE READ |
| 4 FINAL | 4 COOP READ - FIELD |
| 5 PRORATED | 5 NEW CONNECT |
| 6 PRORATED MINIMUM | |
| 7 BUDGET BILL | |
| 8 WEATHERIZATION/CONTRACT | |
| 9 WAITING TO BE BILLED | |

Keep This Portion for your Records - Return Bottom Portion with Payment
 PLEASE DETACH AND RETURN THIS PORTION WITH PAYMENT



P.O. Box 1189
 Edna, TX 77957-1189
 RETURN SERVICE REQUESTED

RECEIVED
 OCT 09 2020

BY: DB

ACCOUNT NUMBER		13415003	
Previous Balance	\$0.00	Current Bill	\$25.00
SAVE	\$0.00	IF PAID BY	10/15/20
Total Due on Account		\$25.00	
After 10/15/20		\$25.00	

MATAGORDA CO PREC #2 / Marine
 ATTN: KENT POLLARD
 PO BOX 571
 MATAGORDA TX 77457-0571

JACKSON ELECTRIC COOPERATIVE INC
 PO BOX 1189
 EDNA TX 77957-1189



P.O. Box 1189
Edna, TX 77957-1189
Edna (361) 771-4400
Bay City (979) 245-3029

370
OCT 08 2020



Office Hours:
Monday - Friday
8:00 a.m. - 5:00 p.m.

ACCOUNT # JAN 13415004	ACCOUNT NAME MATAGORDA CO PREC #2	RATE 41	PCRF 0.065000	BILL TYPE 0	SERVICE ADDRESS 112 C/R 230 PUBLIC RESTROOM	TELEPHONE # (979) 244-7609				
SERVICE PERIOD		NO. DAYS	READ TYPE	METER READING		METER NUMBER	MULT	KILOWATT USAGE	CHARGES	
FROM	TO			PREVIOUS	PRESENT					
08/18/20	09/17/20	30	2	1782	1803	10299044	1	21	26.90	
THANK YOU FOR YOUR PAYMENT 09/17/20									-22.79	
PREVIOUS AMOUNT DUE									22.79	
TOTAL AMOUNT DUE									26.90	
COMPARISONS					DAYS SERVICE	KWH USED	AVG. KWH/DAY	COST PER DAY	TOTAL NOW DUE	
CURRENT BILLING PERIOD					30	21	1	0.90	26.90	
PREVIOUS BILLING PERIOD					31	30	1	0.74	CURRENT BILL PAST DUE AFTER 10/15/20	
SAME PERIOD LAST YEAR					31	18	1	0.70	AFTER DUE DATE PAY \$26.90	
Your Electricity Use Over The Last 13 Months					PAYMENT MUST BE RECEIVED BY 5PM ON DUE DATE					
					VISIT OUR WEBSITE AT: www.myjec.coop DOWNLOAD THE JEC MOBILE APP FROM THE IOS APP STORE OR GOOGLE PLAY					

010-54410-662
m

APPROVED
COUNTY AUDITOR
DB km

- Bill Type
- 0 NORMAL
 - 1 ESTIMATED
 - 2 MINIMUM ESTIMATED
 - 3 MINIMUM
 - 4 FINAL
 - 5 PRORATED
 - 6 PRORATED MINIMUM
 - 7 BUDGET BILL
 - 8 WEATHERIZATION/CONTRACT
 - 9 WAITING TO BE BILLED

- Read Type
- 0 COMPUTER ESTIMATED
 - 1 CONSUMER READ
 - 2 COOP READ
 - 3 CHARGEABLE READ
 - 4 COOP READ - FIELD
 - 5 NEW CONNECT

Keep This Portion for your Records - Return Bottom Portion with Payment
PLEASE DETACH AND RETURN THIS PORTION WITH PAYMENT

TX01020F



P.O. Box 1189
Edna, TX 77957-1189

RETURN SERVICE REQUESTED

RECEIVED
OCT 09 2020

BY: DB

ACCOUNT NUMBER		13415004	
Previous Balance	\$0.00	Current Bill	\$26.90
SAVE	\$0.00	IF PAID BY	10/15/20
Total Due on Account		\$26.90	
After 10/15/20		\$26.90	



MATAGORDA CO PREC #2 /marine 0
ATTN: KENT POLLARD 57
PO BOX 571
MATAGORDA TX 77457-0571

JACKSON ELECTRIC COOPERATIVE INC
PO BOX 1189
EDNA TX 77957-1189



P.O. Box 1189
Edna, TX 77957-1189
Edna (361) 771-4400
Bay City (979) 245-3029

370
OCT 08 2020

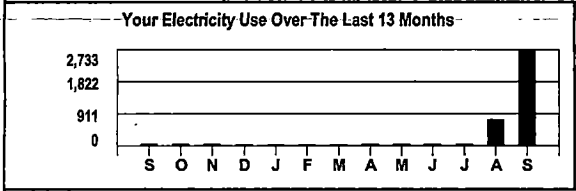


Office Hours:
Monday - Friday
8:00 a.m. - 5:00 p.m.

ACCOUNT # 13415005		ACCOUNT NAME MATAGORDA CO PREC #2		RATE 20	PCRF 0.065000	BILL TYPE 0	SERVICE ADDRESS FM 457 - KITCHEN @ VFW HALL		TELEPHONE # (979) 863-7861	
SERVICE PERIOD		NO. DAYS	READ TYPE	METER READING		METER NUMBER	MULT	KILOWATT USAGE	CHARGES	
FROM	TO			PREVIOUS	PRESENT					
08/18/20	09/17/20 ✓	30	2	24617 ✓	27350	10295975	1	2733	289.64	
2 1000W FLOOD LIGHT 1 TRANSFORMER THANK YOU FOR YOUR PAYMENT 09/17/20 PREVIOUS AMOUNT DUE TOTAL AMOUNT DUE									800 0 59.50 2.00 -162.60 162.60 351.14	
COMPARISONS					TOTAL NOW DUE					\$351.14
CURRENT BILLING PERIOD	30	2733	91	9.65	CURRENT BILL PAST DUE AFTER		10/15/20	BILL IS DUE UPON RECEIPT		
PREVIOUS BILLING PERIOD	31	751	24	3.26	AFTER DUE DATE PAY					\$351.14
SAME PERIOD LAST YEAR	31	64	2	1.08						

010-54410-613
AW

APPROVED
COUNTY AUDITOR
DB KW



PAYMENT MUST BE RECEIVED BY 5PM ON DUE DATE

VISIT OUR WEBSITE AT: www.myjec.coop
DOWNLOAD THE JEC MOBILE APP FROM THE IOS APP STORE OR GOOGLE PLAY

- | | |
|---------------------------|----------------------|
| Bill Type | Read Type |
| 0 NORMAL | 0 COMPUTER ESTIMATED |
| 1 ESTIMATED | 1 CONSUMER READ |
| 2 MINIMUM ESTIMATED | 2 COOP READ |
| 3 MINIMUM | 3 CHARGEABLE READ |
| 4 FINAL | 4 COOP READ - FIELD |
| 5 PRORATED | 5 NEW CONNECT |
| 6 PRORATED MINIMUM | |
| 7 BUDGET BILL | |
| 8 WEATHERIZATION/CONTRACT | |
| 9 WAITING TO BE BILLED | |

Keep This Portion for your Records - Return Bottom Portion with Payment

PLEASE DETACH AND RETURN THIS PORTION WITH PAYMENT

TX01020F



P.O. Box 1189
Edna, TX 77957-1189
RETURN SERVICE REQUESTED

RECEIVED
OCT 09 2020

BY:DB.....

ACCOUNT NUMBER		13415005	
Previous Balance	\$0.00	Current Bill	\$351.14
SAVE	\$0.00	IF PAID BY	10/15/20
Total Due on Account		\$351.14	
After 10/15/20		\$351.14	



MATAGORDA CO PREC #2
ATTN: KENT POLLARD
PO BOX 571
MATAGORDA TX 77457-0571

0
57

JACKSON ELECTRIC COOPERATIVE INC
PO BOX 1189
EDNA TX 77957-1189



P.O. Box 1189
 Edna, TX 77957-1189
 Edna (361) 771-4400
 Bay City (979) 245-3029

370
 OCT 08 2020



Office Hours:
 Monday - Friday
 8:00 a.m. - 5:00 p.m.

ACCOUNT # 13415006	ACCOUNT NAME MATAGORDA CO PREC #2	RATE 20	PCRF 0.065000	BILL TYPE 0	SERVICE ADDRESS VFW HALL	TELEPHONE # (979) 863-7861			
SERVICE PERIOD		NO. DAYS	READ TYPE	METER READING		METER NUMBER	MULT	KILOWATT USAGE	CHARGES
FROM 08/18/20	TO 09/17/20			PREVIOUS 56286	PRESENT 56713				
THANK YOU FOR YOUR PAYMENT 09/17/20									-37.83
PREVIOUS AMOUNT DUE									37.83
TOTAL AMOUNT DUE									58.07
DIO-54410-613 m									
APPROVED COUNTY AUDITOR JB									
COMPARISONS	DAYS SERVICE	KWH USED	AVG. KWH/DAY	COST PER DAY	TOTAL NOW DUE			\$58.07	
CURRENT BILLING PERIOD	30	427	14	1.94	CURRENT BILL PAST DUE AFTER	10/15/20	BILL IS DUE UPON RECEIPT		
PREVIOUS BILLING PERIOD	31	233	8	1.22	AFTER DUE DATE PAY			\$58.07	
SAME PERIOD LAST YEAR	31	2824	91	9.14					
Your Electricity Use Over The Last 13 Months					PAYMENT MUST BE RECEIVED BY 5PM ON DUE DATE				
					VISIT OUR WEBSITE AT: www.myjec.coop DOWNLOAD THE JEC MOBILE APP FROM THE IOS APP STORE OR GOOGLE PLAY				

- Bill Type
- 0 NORMAL
 - 1 ESTIMATED
 - 2 MINIMUM ESTIMATED
 - 3 MINIMUM
 - 4 FINAL
 - 5 PRORATED
 - 6 PRORATED MINIMUM
 - 7 BUDGET BILL
 - 8 WEATHERIZATION/CONTRACT
 - 9 WAITING TO BE BILLED

- Read Type
- 0 COMPUTER ESTIMATED
 - 1 CONSUMER READ
 - 2 COOP READ
 - 3 CHARGEABLE READ
 - 4 COOP READ - FIELD
 - 5 NEW CONNECT

Keep This Portion for your Records - Return Bottom Portion with Payment
 PLEASE DETACH AND RETURN THIS PORTION WITH PAYMENT

TX01020F



P.O. Box 1189
 Edna, TX 77957-1189

RETURN SERVICE REQUESTED

RECEIVED
 OCT 09 2020

BY:JB.....

ACCOUNT NUMBER	13415006		
Previous Balance	\$0.00	Current Bill	\$58.07
SAVE	\$0.00	IF PAID BY	10/15/20
Total Due on Account	\$58.07		
After 10/15/20	\$58.07		



MATAGORDA CO PREC #2
 ATTN: KENT POLLARD
 PO BOX 571
 MATAGORDA TX 77457-0571

0
57

JACKSON ELECTRIC COOPERATIVE INC
 PO BOX 1189
 EDNA TX 77957-1189



P.O. Box 1189
Edna, TX 77957-1189
Edna (361) 771-4400
Bay City (979) 245-3029

370
OCT 08 2020



Office Hours:
Monday - Friday
8:00 a.m. - 5:00 p.m.

ACCOUNT #	ACCOUNT NAME	RATE	PCRF	BILL TYPE	SERVICE ADDRESS	TELEPHONE #		
13415007	MATAGORDA CO PREC #2	20	0.065000	0	CANTEEN	(979) 863-7861		
SERVICE PERIOD		NO. DAYS	METER READING		METER NUMBER	MULT	KILOWATT USAGE	CHARGES
FROM	TO		PREVIOUS	PRESENT				
08/18/20	09/17/20	30	62727	64235	10297352	1	1508	160.76
THANK YOU FOR YOUR PAYMENT 09/17/20								-143.77
PREVIOUS AMOUNT DUE								143.77
TOTAL AMOUNT DUE								160.76
<p style="text-align: center;">010-84410-613 m</p> <p style="text-align: right;">APPROVED COUNTY AUDITOR DB km</p>								
COMPARISONS	DAYS SERVICE	KWH USED	AVG. KWH/DAY	COST PER DAY	TOTAL NOW DUE			\$160.76
CURRENT BILLING PERIOD	30	1508	50	5.36	CURRENT BILL PAST DUE AFTER	10/15/20	BILL IS DUE UPON RECEIPT	
PREVIOUS BILLING PERIOD	31	1314	42	4.64	AFTER DUE DATE PAY			\$160.76
SAME PERIOD LAST YEAR	31	1119	36	3.91				
Your Electricity Use Over The Last 13 Months				PAYMENT MUST BE RECEIVED BY 5PM ON DUE DATE				
				VISIT OUR WEBSITE AT: www.myjec.coop DOWNLOAD THE JEC MOBILE APP FROM THE IOS APP STORE OR GOOGLE PLAY				

- Bill Type
- 0 NORMAL
 - 1 ESTIMATED
 - 2 MINIMUM ESTIMATED
 - 3 MINIMUM
 - 4 FINAL
 - 5 PRORATED
 - 6 PRORATED MINIMUM
 - 7 BUDGET BILL
 - 8 WEATHERIZATION/CONTRACT
 - 9 WAITING TO BE BILLED

- Read Type
- 0 COMPUTER ESTIMATED
 - 1 CONSUMER READ
 - 2 COOP READ
 - 3 CHARGEABLE READ
 - 4 COOP READ - FIELD
 - 5 NEW CONNECT

Keep This Portion for your Records - Return Bottom Portion with Payment
PLEASE DETACH AND RETURN THIS PORTION WITH PAYMENT

TX01020F



P.O. Box 1189
Edna, TX 77957-1189

RETURN SERVICE REQUESTED

RECEIVED
OCT 09 2020
BY: DB

ACCOUNT NUMBER	13415007		
Previous Balance	\$0.00	Current Bill	\$160.76
SAVE	\$0.00	IF PAID BY	10/15/20
Total Due on Account	\$160.76		
After 10/15/20	\$160.76		



MATAGORDA CO PREC #2
ATTN: KENT POLLARD
PO BOX 571
MATAGORDA TX 77457-0571

0
57

JACKSON ELECTRIC COOPERATIVE INC
PO BOX 1189
EDNA TX 77957-1189



777



MATAGORDA WASTE DISPOSAL & WATER SUPPLY CORPORATION
P.O. BOX 196
MATAGORDA, TEXAS 77457-0196
(979) 863-7261

OCT 12 2020

FIRST-CLASS MAIL
U.S. POSTAGE
PAID
MATAGORDA TX 77457
PERMIT NO. 4

TYPE OF SERVICE	METER READING		USED	CHARGES
	PRESENT	PREVIOUS		
Water	623890	623890 ✓	0	47.50

APPROVED COUNTY AUDITOR

AB KM

010-54410-462

Matagorda WD & WSC

CUSTOMER		DUE DATE
ROUTE	ACCOUNT	PAST DUE AFTER THIS DATE
11	411	10/10/20
TOTAL DUE UPON RECEIPT		PAST DUE AMOUNT
47.50		47.50

MAIL THIS STUB WITH YOUR PAYMENT

RECEIVED
OCT 12 2020

Go to www.payclix.com/matagordawdwc to pay on line

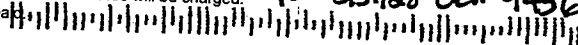
Service From 8/14/2020 TO 9/17/2020 ACCOUNT # ^{IUV} 411 / ⁹⁻¹⁷⁻²⁰ 9/22/20

METER READ MONTH	METER READ DAY	CLASS	TOTAL DUE UPON RECEIPT	LATE CHARGE AFTER DUE DATE	PAST DUE AMOUNT
9	17	3	47.50	0.00	47.50

BY: *AB*
Matagorda Co. JP Office #2 ✓
2200 7th St.
3rd Floor
Bay City TX 77414

This bill is due by the 10th of the month following billing. Service will be disconnected on the 10th day after the delinquent notice is mailed and a \$50.00 reconnect fee will be charged. Service will be restored after all past due charges are paid.

pd 8/31/20 cl# 94562



TXU

OCT 13 2020

VENDOR # 2149

ACCT# 100061411211

INV# 052003084130

INVOICE DATED 10/3/20

DESC AUG-SEPT 2020

ADDRESS	ESI ID	METER #	SERV.	DATES	TOTAL	DEPT #
18 BAYVIEW MATAGORDA (JP#2)	10032789403973976	119711668	08/18/20	09/16/20	\$ 99.88	010-54410-462
190 AVE F MARKHAM (JP#4)	10032789461015050	122316429	08/19/20	09/17/20	\$ 63.67	010-54410-464
2200 7TH ST (CMOB)	10032789456726070	558785152	08/04/20	09/01/20	\$ 2,374.90	010-54410-508
ODLTS 2200 7TH ST (CMOB)	10032789456726071	7007055012SD	08/04/20	09/01/20	\$ 26.68	010-54410-508
ODLTS 2200 7TH ST (CMOB)	10032789456726072	7007055046SD	08/04/20	09/01/20	\$ 17.91	010-54410-508
1700 7TH ST (COURTHOUSE)	10032789496308881	558026869	08/28/20	09/28/20	\$ 6,155.48	010-54410-510
2004 KILOWATT DR (COURTHOUSE)	10032789431907311	122239665	08/24/20	09/22/20	\$ 302.75	010-54410-510
ODLTS 2004 KILOWATT (COURTHOUSE)	10032789495599911	7007151282SD	08/24/20	09/22/20	\$ 37.38	010-54410-510
2323 AVE E (JAIL)	10032789405892400	558782187	08/28/20	09/28/20	\$ 4,652.15	010-54410-512
ODLTS 2323 AVE E (JAIL)	10032789405892401	7006958123SD	08/28/20	09/28/20	\$ 13.33	010-54410-512
405 COMMERCE PALACIOS (JAIL)	10032789440808411	119430885	08/20/20	09/20/20	\$ 507.49	010-54410-512
2308 AVE F (S.O.)	10032789485567631	558782938	08/28/20	09/28/20	\$ 974.36	010-54410-560
MATAGORDA (TRANSFER ST)	10032789494278861	119431822	08/14/20	09/14/20	\$ 9.42	010-54410-595
EL MATON UNIT P43 (TRANSFER ST)	10032789482241440	122301621	08/11/20	09/09/20	\$ 15.79	010-54410-595
2604 NICHOLS AVE/CO BARN (PCT#1)	10032789459112270	122240792	08/06/20	09/03/20	\$ 252.27	010-54410-612
ODLTS NICHOLS AVE (PCT#1)	10032789485513550	7007116623SD	08/10/20	09/08/20	\$ 77.81	010-54410-612
ODLTS NICHOLS AVE (PCT#1)	10032789485513551	7007116651SD	08/26/20	09/24/20	\$ 17.61	010-54410-612
ODLTS NICHOLS AVE (PCT#1)	10032789485513552	7007116680SD	08/26/20	09/24/20	\$ 35.82	010-54410-612
HWY 60 OUTDOOR LTS(PCT#1)	10032789423558520	7006982603SD	08/21/20	09/21/20	\$ 16.28	010-54410-612
ODLTS 3520 NICHOLS AVE (PCT#1)	10032789479928771	7005770635SD	08/06/20	09/03/20	\$ 8.92	010-54410-612
FISHER ST MATAGORDA (PCT#2)	10032789414370120	122332798	08/18/20	09/16/20	\$ 120.36	010-54410-613
OLD MAGNOLA/MATAGORDA (PCT#2)	10032789419199850	7006973193SD	08/18/20	09/16/20	\$ 8.77	010-54410-613
ST LTS FISHER MATAGORDA (PCT#2)	10032789427542180	122274251	08/18/20	09/16/20	\$ 5.17	010-54410-613
115 LAUREL MATAGORDA (PCT#2)	10032789495257641	120726105	08/18/20	09/16/20	\$ 14.13	010-54410-613
OLD SCHOOL MATAGORDA/PCT#2	10032789417127397	148896249	08/18/20	09/16/20	\$ 5.17	010-54410-613
MATAGORDA FIREMAN'S HALL (PCT#2)	10032789446568110	122330875	08/18/20	09/16/20	\$ 217.98	010-54410-613
SELKIRK FIRE DEPT (PCT#2)	10032789427413670	122279171	08/17/20	09/15/20	\$ 55.85	010-54410-613
25000 SH 35 (PCT#3)	10032789453394875	120730531	08/11/20	09/09/20	\$ 127.24	010-54410-614
25000 SH 35 UNIT P7 (PCT#3)	10032789474945241	122240914	08/11/20	09/09/20	\$ 47.86	010-54410-614
ODLTS 25000 SH 35 (PCT#3)	10032789474945242	7005712552SD	08/11/20	09/09/20	\$ 70.46	010-54410-614
BLESSING BALLPRK W UNIT (PCT#4)	10032789402787491	558783656	08/28/20	09/28/20	\$ 413.51	010-54410-615
ODLTS BLESSING PRK (PCT#4)	10032789402787492	7006972189SD	08/28/20	09/28/20	\$ 121.49	010-54410-615
MIDFIELD COMM CTR (PCT#4)	10032789459047060	157104699	08/04/20	09/01/20	\$ 41.11	010-54410-615
ODLTS MIDFIELD COMM CTR (PCT#4)	10032789459047061	7007074246SD	08/04/20	09/01/20	\$ 8.76	010-54410-615
ODLTS MIDFIELD FIRE ST (PCT#4)	10032789461418841	7007068113SD	08/04/20	09/01/20	\$ 12.48	010-54410-615
190 AVE F MARKHAM ANNEX (PCT#4)	10032789426253880	157911497	08/19/20	09/17/20	\$ 38.29	010-54410-615

TXU

ADDRESS	ESI ID	METER #	SERV.	DATES	TOTAL	DEPT #
BLESSING COMM CTR (PCT#4)	10032789461693260	161176296	08/28/20	09/28/20	\$ 156.14	010-54410-615
ST LTS BLESSING CC PAVILION (PCT#4)	10032789436470608	7005470886SD	08/26/20	09/24/20	\$ 16.28	010-54410-615
ODLTS BLESSING COMM CTR (PCT#4)	10032789461693261	7007074015SD	08/28/20	09/28/20	\$ 7.26	010-54410-615
MARKHAM COMM CTR (PCT#4)	10032789476839780	122330835	08/19/20	09/17/20	\$ 220.78	010-54410-615
ODLTS MARKHAM CC (PCT#4)	10032789476839781	7007105031OT	08/19/20	09/17/20	\$ 17.61	010-54410-615
HEFFINGER PRK LTS BLESSING (PCT#4)	10032789478079271	144074530	08/28/20	09/28/20	\$ 35.34	010-54410-615
ODLTS WATER WELL MIDFIELD (PCT#4)	10032789492176731	7007147859SD	08/04/20	09/01/20	\$ 13.10	010-54410-615
ODLTS BLESSING CC 932 (PCT#4)	10032789496744772	7007144530MV	08/27/20	09/27/20	\$ 11.98	010-54410-615
ODLTS BLESSING CC 935 (PCT#4)	10032789496744773	7005911722MV	08/27/20	09/27/20	\$ 41.29	010-54410-615
E END OF PRK BLESSING (PCT#4)	10032789497890130	119426810	08/28/20	09/28/20	\$ 65.11	010-54410-615
ST LTS BLESSING PRK (PCT#4)	10032789441468646	7005524968SD	08/26/20	09/24/20	\$ 36.44	010-54410-615
190 AVE F UNIT FIRESTATION MARKHAM	10032789487564611	122291027	08/19/20	09/17/20	\$ 66.25	010-54410-615
RAWLS UNIT FIRESTATION MIDFIELD	10032789433412700	136592656	08/04/20	09/01/20	\$ 233.79	010-54410-615
FM 521 PRK WADSWORTH (RIVER PRK)	10032789412055530	7006966354SD	08/18/20	09/16/20	\$ 46.34	010-54410-660
ODLTS FM 521 PRK WADSWORTH (RIVER PRK)	10032789420235651	7006991419SD	08/14/20	09/14/20	\$ 35.22	010-54410-660
ODLTS FM 521 PRK WADSWORTH (RIVER PRK)	10032789420235652	7005369954SD	08/14/20	09/14/20	\$ 17.61	010-54410-660
FM 521 PALACIOS (RIVER PARK)	10032789465240600	7005661310SD	08/26/20	09/24/20	\$ 17.61	010-54410-660
HOLDING PEN (FAIRGROUNDS)	10032789407891290	119433830	08/06/20	09/03/20	\$ 316.21	010-54410-661
CTR OF CARNIVAL (FAIRGROUNDS)	10032789419036321	125243718	08/06/20	09/03/20	\$ 6.25	010-54410-661
INDOOR ARENA (FAIRGROUNDS)	10032789419218250	122238922	08/06/20	09/03/20	\$ 919.98	010-54410-661
SHOW BARN/RV PARK (FAIRGROUNDS)	10032789443561762	119435538	08/06/20	09/03/20	\$ 53.00	010-54410-661
ODLTS HAMMAN RD (FAIRGROUNDS)	10032789443561763	7005516394SD	08/07/20	09/07/20	\$ 35.82	010-54410-661
OUTDOOR ARENA (FAIRGROUNDS)	10032789444026850	151900075	08/06/20	09/03/20	\$ 44.92	010-54410-661
HOME EC/MP BLDG (FAIRGROUNDS)	10032789474465420	558026845	08/06/20	09/03/20	\$ 500.30	010-54410-661
ODLTS NICHOLS RD (FAIRGROUNDS)	10032789480469090	7007112012SD	08/10/20	09/08/20	\$ 31.90	010-54410-661
FANS BACK OF ARENA (FAIRGROUNDS)	10032789499566851	119431781	08/06/20	09/03/20	\$ 153.13	010-54410-661
4511 FM 2668 UNIT 3 (FAIRGROUNDS)	10032789406762840	122331176	08/06/20	09/03/20	\$ 72.41	010-54410-661
FM 2668 UNIT 7 (FAIRGROUNDS)	10032789420166760	142588863	08/06/20	09/03/20	\$ 6.15	010-54410-661
ODLTS RIVERBEND MATAGORDA (MARINE)	10032789432664941	7006992918SD	08/18/20	09/16/20	\$ 17.61	010-54410-662
TOTAL:					\$20,164.36	

RECEIVED

OCT 09 2020

BY: *AB*

APPROVED
COUNTY AUDITOR

AB Kru



Customer Name: MATAGORDA COUNTY
 Account Number: 100064844327
 Invoice Number: 052003084130 ✓
 Invoice Date: 10/03/2020

Account Summary

Previous Balance	Credits/Payments	Balance Forward	Current Charges	Amount Due	Due Date
\$0.00	\$0.00	\$0.00	\$20,164.36	\$20,164.36	11/02/2020

See remaining pages for invoice details.

Customer Communications

We're thrilled to have you as our customer. Let us know if you need anything—we're here for you at 1-866-898-3465 (8AM - 6PM M-F).

Your business is demanding enough without worrying about electricity. TXU Energy provides you with innovative online account management tools to help you make smarter decisions about energy consumption. TXU Energy MyAccount Summary provides a customized view of when and how your business uses electricity so that you can manage your usage and save money. It's fast, secure and convenient. Contact your Account Service Manager for more information and to get started today with a TXU Energy MyAccount.

Shelly Stone

How to Contact Us

Account Service Manager

Robin Washington

Phone: (972) 232-8466

Email: robin.washington@txu.com

Customer Service: 1-866-898-3465 (8AM - 6PM M-F)

Power Outage Notification:

American Electric Power - 1-866-223-8508

REP Certificate: #10004

Please return this portion with your payment in the enclosed envelope. Make checks payable to TXU Energy. Do not include correspondence with your payment.

The TXU Energy AidSM program helps families in critical situations with bill payment assistance.

For Donations Only

One-time gift to TXU Energy AidSM program \$ _____
 Recurring monthly donation to TXU Energy AidSM program \$ _____

Account Number:
100064844327

Amount Due	Due Date
\$20,164.36 ✓	11/02/2020

To ensure proper payment posting, please provide this number (100064844327) on all payments and send to the address directly below.

SP 07 000153 63650E 2 A**SNGLP



MATAGORDA COUNTY
1700 7TH ST, RM 301
BAY CITY TX 77414-5034

RECEIVED
OCT 09 2020



✓ TXU ENERGY
PO BOX 650638
DALLAS, TX 75265-0638

BY: *DB*

21100064844327000201643600000000002

000153 1/35

Customer Name: MATAGORDA COUNTY
Account Number: 100064844327
Invoice Number: 052003084130
Invoice Date: 10/03/2020

Important Information

Your satisfaction is our top priority. Do you have feedback? Email us at txuexec@txu.com or write us at TXU Energy Executive Feedback, PO Box 650764, Dallas, TX 75265-0764. **The amount billed may include price changes allowed by law or regulatory actions. For more information about your electricity plan and the price on your next bill, call us at 1-888-399-5501 (7AM - 7PM M-F). See an unauthorized charge on your bill? Call us toll-free at 1-866-898-3465 (8AM - 6PM M-F), and we'll work to resolve any issues. If you're not satisfied with the resolution, you may file a complaint with the Public Utility Commission of Texas PO Box 13326, Austin, TX 78711-3326; (512)936-7120 or toll-free in Texas (888)782-8477. Hearing and speech-impaired individuals with text telephones (TTY) may contact the Public Utility Commission of Texas at (512)936-7136.**

Account Summary Detail

Previous Balance	\$	0.00
Credits/Payments	\$	0.00
Balance Forward	\$	0.00
Debits/Charges	\$	0.00



DST 00072061





Customer Name: MATAGORDA COUNTY
 Account Number: 100064844327
 Invoice Number: 052003084130
 Invoice Date: 10/03/2020

Account Summary

ESI ID Facility ID	Service Address	Start Service End Service	kWh Actual kW/kVA	Commercial TDU Charges	Commercial Taxes TDU Taxes	Total Charges	Flag
10032789496308881	1700 7TH ST BAY CITY, TX 77414-5080	08/28/2020 09/28/2020	105,600 204	\$4,079.65 \$2,075.83	\$0.00 \$0.00	\$6,155.48 ✓	
10032789456726070	2200 7TH ST BAY CITY, TX 77414-5254	08/04/2020 09/01/2020	35,040 101	\$1,353.70 \$1,021.20	\$0.00 \$0.00	\$2,374.90 ✓	
10032789456726071	2200 7TH ST UNIT FL BAY CITY, TX 77414-5254	08/04/2020 09/01/2020	208 -	\$8.03 \$18.65	\$0.00 \$0.00	\$26.68 ✓	
10032789456726072	2200 7TH ST UNIT FL BAY CITY, TX 77414-5254	08/04/2020 09/01/2020	155 -	\$5.99 \$11.92	\$0.00 \$0.00	\$17.91 ✓	
10032789485513551	NICHOLS AVE UNIT 400FLD2 BAY CITY, TX 77414	08/26/2020 09/24/2020	155 -	\$5.87 \$11.74	\$0.00 \$0.00	\$17.61 ✓	
10032789405892401	2323 AVENUE E BAY CITY, TX 77414-6001	08/28/2020 09/28/2020	104 -	\$4.02 \$9.31	\$0.00 \$0.00	\$13.33 ✓	
10032789405892400	2323 AVENUE E BAY CITY, TX 77414-6001	08/28/2020 09/28/2020	80,256 152	\$3,100.54 \$1,551.61	\$0.00 \$0.00	\$4,652.15 ✓	
10032789485567631	2308 AVENUE F BAY CITY, TX 77414-6045	08/28/2020 09/28/2020	15,360 37	\$593.40 \$380.96	\$0.00 \$0.00	\$974.36 ✓	
10032789419218250	4511 FM 2668 UNIT 1 BAY CITY, TX 77414-3991	08/06/2020 09/03/2020	9,120 53	\$345.31 \$574.67	\$0.00 \$0.00	\$919.98 ✓	
10032789474465420	4511 FM 2668 UNIT 2 BAY CITY, TX 77414-3991	08/06/2020 09/03/2020	4,240 33	\$160.54 \$339.76	\$0.00 \$0.00	\$500.30 ✓	
10032789406762840	4511 FM 2668 UNIT 3 BAY CITY, TX 77414-3991	08/06/2020 09/03/2020	480 3	\$18.17 \$54.24	\$0.00 \$0.00	\$72.41 ✓	
10032789499566851	4511 FM 2668 UNIT 4 BAY CITY, TX 77414-3991	08/06/2020 09/03/2020	148 15	\$5.60 \$147.53	\$0.00 \$0.00	\$153.13 ✓	
10032789444026850	4511 FM 2668 UNIT 5 BAY CITY, TX 77414-3991	08/06/2020 09/03/2020	46 1	\$1.74 \$43.18	\$0.00 \$0.00	\$44.92 ✓	
10032789407891290	4511 FM 2668 UNIT 6 BAY CITY, TX 77414-3991	08/06/2020 09/03/2020	3,040 18	\$115.10 \$201.11	\$0.00 \$0.00	\$316.21 ✓	
10032789420166760	4511 FM 2668 UNIT 7 BAY CITY, TX 77414-3991	08/06/2020 09/03/2020	13 -	\$0.49 \$5.66	\$0.00 \$0.00	\$6.15 ✓	
10032789419036321	4511 FM 2668 UNIT 8 BAY CITY, TX 77414-3991	08/06/2020 09/03/2020	14 -	\$0.53 \$5.72	\$0.00 \$0.00	\$6.25 ✓	
10032789443561762	4511 FM 2668 UNIT 9 BAY CITY, TX 77414-3991	08/06/2020 09/03/2020	560 1	\$21.21 \$31.79	\$0.00 \$0.00	\$53.00 ✓	
10032789443561763	HAMMAN RD ODLT 400HPS AL BAY CITY, TX 77414	08/07/2020 09/07/2020	310 -	\$11.98 \$23.84	\$0.00 \$0.00	\$35.82 ✓	
10032789423558520	STATE HIGHWAY 60 STLG 250HPSA BAY CITY, TX 77414	08/21/2020 09/21/2020	104 -	\$3.94 \$12.34	\$0.00 \$0.00	\$16.28 ✓	
10032789431907311	2004 KILOWATT DR BAY CITY, TX 77414-3165	08/24/2020 09/22/2020	1,189 26	\$45.94 \$256.81	\$0.00 \$0.00	\$302.75 ✓	
10032789495599911	2004 KILOWATT DR UNIT FL BAY CITY, TX 77414-3165	08/24/2020 09/22/2020	367 -	\$14.17 \$23.21	\$0.00 \$0.00	\$37.38 ✓	
10032789459112270	2604 NICHOLS AVE BAY CITY, TX 77414-6958	08/06/2020 09/03/2020	3,138 12	\$121.23 \$131.04	\$0.00 \$0.00	\$252.27 ✓	
10032789479928771	3588 1/2 NICHOLS AVE BAY CITY, TX 77414-7383	08/06/2020 09/03/2020	57 -	\$2.20 \$6.72	\$0.00 \$0.00	\$8.92 ✓	
10032789485513550	NICHOLS AVE UNIT 250HPSA BAY CITY, TX 77414	08/10/2020 09/08/2020	520 -	\$20.09 \$57.72	\$0.00 \$0.00	\$77.81 ✓	
10032789485513552	NICHOLS AVE UNIT 400FLD1 BAY CITY, TX 77414	08/26/2020 09/24/2020	310 -	\$11.98 \$23.84	\$0.00 \$0.00	\$35.82 ✓	
10032789480469090	NICHOLS RD UNIT 250HPSA BAY CITY, TX 77414	08/10/2020 09/08/2020	208 -	\$8.03 \$23.87	\$0.00 \$0.00	\$31.90 ✓	



000153 2/25

Customer Name: MATAGORDA COUNTY
 Account Number: 100064844327
 Invoice Number: 052003084130
 Invoice Date: 10/03/2020

ESI ID Facility ID	Service Address	Start Service End Service	kWh Actual kW/kVA	Commercial TDU Charges	Commercial Taxes TDU Taxes	Total Charges	Flag
10032789461693261	FM 616 W BLESSING, TX 77419	08/28/2020 09/28/2020	39 -	\$1.48 \$5.78	\$0.00 \$0.00	\$7.26 ✓	
10032789402787492	FM 616 W STLG 250HPS BLESSING, TX 77419	08/28/2020 09/28/2020	832 -	\$31.50 \$89.99	\$0.00 \$0.00	\$121.49 ✓	
10032789478079271	AVENUE C UNIT PRKLITE BLESSING, TX 77419	08/28/2020 09/28/2020	390 1	\$14.76 \$20.58	\$0.00 \$0.00	\$35.34 ✓	
10032789436470608	139 FM 616 W STLG 250HPS BLESSING, TX 77419	08/26/2020 09/24/2020	104 -	\$3.94 \$12.34	\$0.00 \$0.00	\$16.28 ✓	
10032789461693260	FM 616 W UNIT COUNTY BLESSING, TX 77419	08/28/2020 09/28/2020	265 15	\$10.04 \$146.10	\$0.00 \$0.00	\$156.14 ✓	
10032789402787491	560 FM 616 W UNIT PARK BLESSING, TX 77419	08/28/2020 09/28/2020	1,152 38	\$43.61 \$369.90	\$0.00 \$0.00	\$413.51 ✓	
10032789497890130	201 FM 616 W UNIT SEWLIFT BLESSING, TX 77419	08/28/2020 09/28/2020	775 8	\$29.34 \$35.77	\$0.00 \$0.00	\$65.11 ✓	
10032789496744773	935 STREETLIGHT STLG 400MV BLESSING, TX 77419	08/27/2020 09/27/2020	290 -	\$10.98 \$30.31	\$0.00 \$0.00	\$41.29 ✓	
10032789496744772	932 STREETLIGHT UNIT 175MV BLESSING, TX 77419	08/27/2020 09/27/2020	70 -	\$2.64 \$9.34	\$0.00 \$0.00	\$11.98 ✓	
10032789482241440	FM 459 UNIT P43 EL MATON, TX 77440	08/11/2020 09/09/2020	137 -	\$5.19 \$10.60	\$0.00 \$0.00	\$15.79 ✓	
10032789476839781	190 AVENUE F ODLT 400HPS MARKHAM, TX 77456	08/19/2020 09/17/2020	155 -	\$5.87 \$11.74	\$0.00 \$0.00	\$17.61 ✓	
10032789426253880	190 AVENUE F UNIT ANNEX MARKHAM, TX 77456	08/19/2020 09/17/2020	428 4	\$16.21 \$22.08	\$0.00 \$0.00	\$38.29 ✓	
10032789476839780	190 AVENUE F UNIT COMMCNT MARKHAM, TX 77456	08/19/2020 09/17/2020	1,310 17	\$49.60 \$171.18	\$0.00 \$0.00	\$220.78 ✓	
10032789487564611	190 AVENUE F UNIT FIRESTA MARKHAM, TX 77456	08/19/2020 09/17/2020	760 -	\$28.78 \$37.47	\$0.00 \$0.00	\$66.25 ✓	
10032789461015050	190 AVENUE F UNIT JP OFF MARKHAM, TX 77456	08/19/2020 09/17/2020	756 -	\$28.63 \$35.04	\$0.00 \$0.00	\$63.67 ✓	
10032789419199850	MAGNOLIA MATAGORDA, TX 77457	08/18/2020 09/16/2020	57 -	\$2.16 \$6.61	\$0.00 \$0.00	\$8.77 ✓	
10032789403973976	18 BAYVIEW ADDN MATAGORDA, TX 77457	08/18/2020 09/16/2020	1,224 5	\$46.35 \$53.53	\$0.00 \$0.00	\$99.88 ✓	
10032789427413670	1203 COUNTY ROAD 243 UNIT FIRESTA MATAGORDA, TX 77457	08/17/2020 09/15/2020	655 6	\$24.80 \$31.05	\$0.00 \$0.00	\$55.85 ✓	
10032789427542180	414 FISHER MATAGORDA, TX 77457	08/18/2020 09/16/2020	- -	\$0.00 \$5.17	\$0.00 \$0.00	\$5.17 ✓	
10032789414370120	FISHER UNIT COUNTY MATAGORDA, TX 77457	08/18/2020 09/16/2020	1,489 9	\$56.37 \$63.99	\$0.00 \$0.00	\$120.36 ✓	
10032789494278861	OLD GULF RD UNIT STATION COLLCT STA MATAGORDA, TX 77457	08/14/2020 09/14/2020	55 -	\$2.08 \$7.34	\$0.00 \$0.00	\$9.42 ✓	
10032789495257641	115 LAUREL MATAGORDA, TX 77457	08/18/2020 09/16/2020	116 1	\$4.39 \$9.74	\$0.00 \$0.00	\$14.13 ✓	
10032789417127397	772 LAUREL SEASONAL METER MATAGORDA, TX 77457	08/18/2020 09/16/2020	- -	\$0.00 \$5.17	\$0.00 \$0.00	\$5.17 ✓	
10032789446568110	637 MARKET ST UNIT FIRESTA MATAGORDA, TX 77457	08/18/2020 09/16/2020	1,195 17	\$45.25 \$172.73	\$0.00 \$0.00	\$217.98 ✓	
10032789432664941	2 RIVER BEND ODLT 400HPS MATAGORDA, TX 77457	08/18/2020 09/16/2020	155 -	\$5.87 \$11.74	\$0.00 \$0.00	\$17.61 ✓	

DST 0002061

10/3/2020



Customer Name: MATAGORDA COUNTY
Account Number: 100064844327
Invoice Number: 052003084130
Invoice Date: 10/03/2020

ESI ID Facility ID	Service Address	Start Service End Service	kWh Actual kW/kVA	Commercial TDU Charges	Commercial Taxes TDU Taxes	Total Charges	Flag
10032789492176731	HIGHWAY 111 ODL MIDFIELD, TX 77458	08/04/2020 09/01/2020	104 -	\$3.94 \$9.16	\$0.00 \$0.00	\$13.10 ✓	
10032789459047060	110 JUNETTA AVE MIDFIELD, TX 77458	08/04/2020 09/01/2020	100 2	\$3.79 \$37.32	\$0.00 \$0.00	\$41.11 ✓	
10032789459047061	110 JUNETTA ODLT 150HPS AL MIDFIELD, TX 77458	08/04/2020 09/01/2020	57 -	\$2.15 \$6.61	\$0.00 \$0.00	\$8.76 ✓	
10032789461418841	RAWLS ODL MIDFIELD, TX 77458	08/04/2020 09/01/2020	104 -	\$3.94 \$8.54	\$0.00 \$0.00	\$12.48 ✓	
10032789433412700	RAWLS UNIT FIRESTA MIDFIELD, TX 77458	08/04/2020 09/01/2020	2,843 9	\$107.64 \$126.15	\$0.00 \$0.00	\$233.79 ✓	
10032789441468646	955 STREETLIGHT STLG MIDFIELD, TX 77458	08/26/2020 09/24/2020	367 -	\$13.89 \$22.55	\$0.00 \$0.00	\$36.44 ✓	
10032789465240600	FM 521 ODLT 400HPS PALACIOS, TX 77465	08/26/2020 09/24/2020	155 -	\$5.87 \$11.74	\$0.00 \$0.00	\$17.61 ✓	
10032789440808411	405 COMMERCE ST PALACIOS, TX 77465-5468	08/20/2020 09/20/2020	6,958 18	\$266.29 \$241.20	\$0.00 \$0.00	\$507.49 ✓	
10032789474945242	25000 STATE HIGHWAY 35 S PALACIOS, TX 77465-1920	08/11/2020 09/09/2020	620 -	\$23.48 \$46.98	\$0.00 \$0.00	\$70.46 ✓	
10032789453394875	25000 STATE HIGHWAY 35 S UNIT OFFIC PALACIOS, TX 77465-1920	08/11/2020 09/09/2020	1,578 7	\$59.75 \$67.49	\$0.00 \$0.00	\$127.24 ✓	
10032789474945241	25000 STATE HIGHWAY 35 S UNIT P7 PALACIOS, TX 77465-1920	08/11/2020 09/09/2020	552 6	\$20.90 \$26.96	\$0.00 \$0.00	\$47.86 ✓	
10032789412055530	FM 521 UNIT RR PARK WADSWORTH, TX 77483	08/18/2020 09/16/2020	312 -	\$11.81 \$34.53	\$0.00 \$0.00	\$46.34 ✓	
10032789420235651	2000 FM 521 ODLT 400HPS UNIT RR PARK WADSWORTH, TX 77483	08/14/2020 09/14/2020	310 -	\$11.74 \$23.48	\$0.00 \$0.00	\$35.22 ✓	
10032789420235652	2001 FM 521 ODLT 400HPS UNIT RR PARK WADSWORTH, TX 77483	08/14/2020 09/14/2020	155 -	\$5.87 \$11.74	\$0.00 \$0.00	\$17.61 ✓	

\$20,164.36

Flag Key

F - Final Bill

A - Adjusted Period

E - Estimated

Debits

-

Current Charges

\$20,164.36 ✓

Customer Name: MATAGORDA COUNTY
 Account Number: 100064844327
 Invoice Number: 052003084130
 Invoice Date: 10/03/2020

ESI ID Detail:

Service Address: 1700 7TH ST BAY CITY, TX 77414-5080
 Product: Fixed Price

ESI ID: 10032789496308881

Meter ID	Days	Read Type	Previous Read Date	Previous Meter Read	Current Read Date	Current Meter Read	Multiplier	Usage (kWh)	Actual kW/kVA	Billed kW/kVA
558026869	32	Actual	08/28/2020	✓ 33,999	09/28/2020	34,549	192.00	105,600	204	203
TOTAL								105,600	204	203

Electric Service Commercial

Service Period: 08/28/2020 to 09/28/2020

TXU Energy Fixed Price

Base Usage	105,600 kWh @	\$ 0.0377995	\$3,991.63
PUC Assessment			\$6.68
Gross Receipts Reimb			\$81.34

Total Commercial Charges	\$4,079.65
---------------------------------	-------------------

Electric Service Distribution

Service Period: 08/28/2020 to 09/28/2020

Base Charge			\$2.02
Meter Charge			\$12.67
Distribution System Charge	202.8 kW @	\$ 4.869	\$987.43
Transmission Cost Recov Factor	202.8 kW @	\$ 3.619527	\$734.04
Distribution Cost Recovery	202.8 kW @	\$ 0.402209	\$81.57
Electricity Relief Program	105,600 kWh @	\$ 0.00033	\$34.85
Transition Charge (TC3)	202.8 kW @	\$ 0.853083	\$173.01
Storm Recovery Charge	202.8 kW @	\$ 0.335055	\$67.95
TDU Bill Credit	202.8 kW @	\$ 0.099	\$20.08 CR
Tax Refund Credit			\$109.83 CR
Storm Recovery Tax Credit	202.8 kW @	\$ 0.02764	\$5.61 CR
Regulatory Asset Recovery	202.8 kW @	\$ 0.052535	\$10.65
Energy Efficiency	105,600 kWh @	\$ 0.000647	\$68.32
PUC Assessment			\$2.95
Gross Receipts Reimb			\$35.89

Total Distribution Charges	\$2,075.83
-----------------------------------	-------------------

TOTAL CHARGES FOR ESI ID	\$6,155.48 ✓
---------------------------------	---------------------

DST 00072061





Customer Name: MATAGORDA COUNTY
 Account Number: 100064844327
 Invoice Number: 052003084130
 Invoice Date: 10/03/2020

ESI ID Detail:

Service Address: 2200 7TH ST BAY CITY, TX 77414-5254
 Product: Fixed Price

ESI ID: 10032789456726070

Meter ID	Days	Read Type	Previous Read Date	Previous Meter Read	Current Read Date	Current Meter Read	Multiplier	Usage (kWh)	Actual kW/kVA	Billed kW/kVA
558785152	29	Actual	08/04/2020	50,680	09/01/2020	51,556	40.00	35,040	101	101
TOTAL								35,040	101	101

Electric Service Commercial

Service Period: 08/04/2020 to 09/01/2020 ✓

TXU Energy Fixed Price

Base Usage	35,040 kWh @	\$ 0.0377995	\$1,324.49
PUC Assessment			\$2.22
Gross Receipts Reimb			\$26.99

Total Commercial Charges \$1,353.70

Electric Service Distribution

Service Period: 08/04/2020 to 09/01/2020

Base Charge			\$2.02
Meter Charge			\$12.67
Distribution System Charge	100.8 kW @	\$ 4.869	\$490.80
Transmission Cost Recov Factor	100.8 kW @	\$ 3.619527	\$364.85
Distribution Cost Recovery	100.8 kW @	\$ 0.402209	\$40.54
Electricity Relief Program	35,040 kWh @	\$ 0.00033	\$11.56
Transition Charge (TC3)	100.8 kW @	\$ 0.853083	\$85.99
Storm Recovery Charge	100.8 kW @	\$ 0.335055	\$33.77
TDU Bill Credit	100.8 kW @	\$ 0.099	\$9.98 CR
Tax Refund Credit			\$55.40 CR
Storm Recovery Tax Credit	100.8 kW @	\$ 0.02764	\$2.79 CR
Regulatory Asset Recovery	100.8 kW @	\$ 0.052535	\$5.30
Energy Efficiency	35,040 kWh @	\$ 0.000647	\$22.67
PUC Assessment			\$1.46
Gross Receipts Reimb			\$17.74

Total Distribution Charges \$1,021.20

TOTAL CHARGES FOR ESI ID \$2,374.90 ✓

000153 4/35

Customer Name: MATAGORDA COUNTY
 Account Number: 100064844327
 Invoice Number: 052003084130
 Invoice Date: 10/03/2020

ESI ID Detail:

Service Address: 2200 7TH ST UNIT FL BAY CITY, TX 77414-5254
 Product: Fixed Price

ESI ID: 10032789456726071

Meter ID	Days	Read Type	Previous Read Date	Previous Meter Read	Current Read Date	Current Meter Read	Multiplier	Usage (kWh)	Actual kW/kVA	Billed kW/kVA
7007055012SD	29	Actual	08/04/2020	0	09/01/2020	✓ 208	1.00	208	-	-
TOTAL								208	0	0

Electric Service Commercial

Service Period: 08/04/2020 to 09/01/2020

TXU Energy Fixed Price

Base Usage	208 kWh @	\$ 0.0377995	\$7.86
PUC Assessment			\$0.01
Gross Receipts Reimb			\$0.16

Total Commercial Charges \$8.03

Electric Service Distribution

Service Period: 08/04/2020 to 09/01/2020 ✓

Outdoor Lighting - Facilities			\$9.96
Distribution System Charge	208 kWh @	\$ 0.0210577	\$4.38
Transmission Cost Recov Factor	208 kWh @	\$ 0.0069712	\$1.45
Distribution Cost Recovery	208 kWh @	\$ 0.0034135	\$0.71
Electricity Relief Program	208 kWh @	\$ 0.0003365	\$0.07
Transition Charge (TC3)	208 kWh @	\$ 0.0090865	\$1.89
Storm Recovery Charge	208 kWh @	\$ 0.0085096	\$1.77
TDU Bill Credit	208 kWh @	\$ 0.0012019	\$0.25 CR
Tax Refund Credit			\$1.57 CR
Storm Recovery Tax Credit	208 kWh @	\$ 0.0006731	\$0.14 CR
Regulatory Asset Recovery	208 kWh @	\$ 0.0002885	\$0.06
PUC Assessment			\$0.02
Gross Receipts Reimb			\$0.30

Total Distribution Charges \$18.65

TOTAL CHARGES FOR ESI ID \$26.68 ✓



Customer Name: MATAGORDA COUNTY
 Account Number: 100064844327
 Invoice Number: 052003084130
 Invoice Date: 10/03/2020

ESI ID Detail:

Service Address: 2200 7TH ST UNIT FL BAY CITY, TX 77414-5254
Product: Fixed Price

ESI ID: 10032789456726072

Meter ID	Days	Read Type	Previous Read Date	Previous Meter Read	Current Read Date	Current Meter Read	Multiplier	Usage (kWh)	Actual kW/kVA	Billed kW/kVA
7007055046SD	29	Actual	08/04/2020	0	09/01/2020	155	1.00	155	-	-
TOTAL								155	0	0

Electric Service Commercial

Service Period: 08/04/2020 to 09/01/2020 ✓
 TXU Energy Fixed Price

Base Usage	155 kWh @	\$ 0.0377995	\$5.86
PUC Assessment			\$0.01
Gross Receipts Reimb			\$0.12

Total Commercial Charges \$5.99

Electric Service Distribution

Service Period: 08/04/2020 to 09/01/2020

Outdoor Lighting - Facilities			\$5.26
Distribution System Charge	155 kWh @	\$ 0.0210968	\$3.27
Transmission Cost Recov Factor	155 kWh @	\$ 0.0069677	\$1.08
Distribution Cost Recovery	155 kWh @	\$ 0.0034194	\$0.53
Electricity Relief Program	155 kWh @	\$ 0.0003226	\$0.05
Transition Charge (TC3)	155 kWh @	\$ 0.0090968	\$1.41
Storm Recovery Charge	155 kWh @	\$ 0.0085161	\$1.32
TDU Bill Credit	155 kWh @	\$ 0.0012258	\$0.19 CR
Tax Refund Credit			\$0.93 CR
Storm Recovery Tax Credit	155 kWh @	\$ 0.0007097	\$0.11 CR
Regulatory Asset Recovery	155 kWh @	\$ 0.0002581	\$0.04
PUC Assessment			\$0.01
Gross Receipts Reimb			\$0.18

Total Distribution Charges \$11.92

TOTAL CHARGES FOR ESI ID \$17.91 ✓

Customer Name: MATAGORDA COUNTY
 Account Number: 100064844327
 Invoice Number: 052003084130
 Invoice Date: 10/03/2020

ESI ID Detail:

Service Address: NICHOLS AVE UNIT 400FLD2 BAY CITY, TX 77414
 Product: Fixed Price

ESI ID: 10032789485513551

Meter ID	Days	Read Type	Previous Read Date	Previous Meter Read	Current Read Date	Current Meter Read	Multiplier	Usage (kWh)	Actual kW/kVA	Billed kW/kVA
7007116651SD	30	Actual	08/26/2020	0	09/24/2020	✓ 155	1.00	155	-	-
TOTAL								155	0	0

Electric Service Commercial

Service Period: 08/26/2020 to 09/24/2020

TXU Energy Fixed Price

Base Usage 155 kWh @ \$ 0.0377995 \$5.86
 PUC Assessment \$0.01

Total Commercial Charges	\$5.87
---------------------------------	---------------

Electric Service Distribution

Service Period: 08/26/2020 to 09/24/2020 ✓

Outdoor Lighting - Facilities \$5.26
 Distribution System Charge 155 kWh @ \$ 0.0210968 \$3.27
 Transmission Cost Recov Factor 155 kWh @ \$ 0.0069677 \$1.08
 Distribution Cost Recovery 155 kWh @ \$ 0.0034194 \$0.53
 Electricity Relief Program 155 kWh @ \$ 0.0003226 \$0.05
 Transition Charge (TC3) 155 kWh @ \$ 0.0090968 \$1.41
 Storm Recovery Charge 155 kWh @ \$ 0.0085161 \$1.32
 TDU Bill Credit 155 kWh @ \$ 0.0012258 \$0.19 CR
 Tax Refund Credit \$0.93 CR
 Storm Recovery Tax Credit 155 kWh @ \$ 0.0007097 \$0.11 CR
 Regulatory Asset Recovery 155 kWh @ \$ 0.0002581 \$0.04
 PUC Assessment \$0.01

Total Distribution Charges	\$11.74
-----------------------------------	----------------

TOTAL CHARGES FOR ESI ID	\$17.61 ✓
---------------------------------	------------------



Customer Name: MATAGORDA COUNTY
 Account Number: 100064844327
 Invoice Number: 052003084130
 Invoice Date: 10/03/2020

ESI ID Detail:

Service Address:

2323 AVENUE E BAY CITY, TX 77414-6001

ESI ID: 10032789405892401

Product:

Fixed Price

Meter ID	Days	Read Type	Previous Read Date	Previous Meter Read	Current Read Date	Current Meter Read	Multiplier	Usage (kWh)	Actual kW/kVA	Billed kW/kVA
7006958123SD	32	Actual	08/28/2020	0	09/28/2020	104	1.00	104	-	-
TOTAL								104	0	0

Electric Service Commercial

Service Period: 08/28/2020 to 09/28/2020 ✓

TXU Energy Fixed Price

Base Usage	104 kWh @	\$ 0.0377995	\$3.93
PUC Assessment			\$0.01
Gross Receipts Reimb			\$0.08

Total Commercial Charges \$4.02

Electric Service Distribution

Service Period: 08/28/2020 to 09/28/2020

Outdoor Lighting - Facilities			\$4.98
Distribution System Charge	104 kWh @	\$ 0.0210577	\$2.19
Transmission Cost Recov Factor	104 kWh @	\$ 0.0070192	\$0.73
Distribution Cost Recovery	104 kWh @	\$ 0.0033654	\$0.35
Electricity Relief Program	104 kWh @	\$ 0.0002885	\$0.03
Transition Charge (TC3)	104 kWh @	\$ 0.0091346	\$0.95
Storm Recovery Charge	104 kWh @	\$ 0.0084615	\$0.88
TDU Bill Credit	104 kWh @	\$ 0.00125	\$0.13 CR
Tax Refund Credit			\$0.79 CR
Storm Recovery Tax Credit	104 kWh @	\$ 0.0006731	\$0.07 CR
Regulatory Asset Recovery	104 kWh @	\$ 0.0002885	\$0.03
PUC Assessment			\$0.01
Gross Receipts Reimb			\$0.15

Total Distribution Charges \$9.31

TOTAL CHARGES FOR ESI ID \$13.33 ✓

000153 6/85

Customer Name: MATAGORDA COUNTY
 Account Number: 100064844327
 Invoice Number: 052003084130
 Invoice Date: 10/03/2020

ESI ID Detail:

Service Address: 2323 AVENUE E BAY CITY, TX 77414-6001
Product: Fixed Price

ESI ID: 10032789405892400

Meter ID	Days	Read Type	Previous Read Date	Previous Meter Read	Current Read Date	Current Meter Read	Multiplier	Usage (kWh)	Actual kW/kVA	Billed kW/kVA
558782187	32	Actual	08/28/2020	✓ 30,221	09/28/2020	30,639	192.00	80,256	152	151
TOTAL								80,256	152	151

Electric Service Commercial

Service Period: 08/28/2020 to 09/28/2020 ✓

TXU Energy Fixed Price

Base Usage	80,256 kWh @	\$ 0.0377995	\$3,033.64
PUC Assessment			\$5.08
Gross Receipts Reimb			\$61.82

Total Commercial Charges \$3,100.54

Electric Service Distribution

Service Period: 08/28/2020 to 09/28/2020

Base Charge			\$2.02
Meter Charge			\$12.67
Distribution System Charge	151.1 kW @	\$ 4.869	\$735.71
Transmission Cost Recov Factor	151.1 kW @	\$ 3.619527	\$546.91
Distribution Cost Recovery	151.1 kW @	\$ 0.402209	\$60.77
Electricity Relief Program	80,256 kWh @	\$ 0.00033	\$26.48
Transition Charge (TC3)	151.1 kW @	\$ 0.853083	\$128.90
Storm Recovery Charge	151.1 kW @	\$ 0.335055	\$50.63
TDU Bill Credit	151.1 kW @	\$ 0.099	\$14.96 CR
Tax Refund Credit			\$82.24 CR
Storm Recovery Tax Credit	151.1 kW @	\$ 0.02764	\$4.18 CR
Regulatory Asset Recovery	151.1 kW @	\$ 0.052535	\$7.94
Energy Efficiency	80,256 kWh @	\$ 0.000647	\$51.93
PUC Assessment			\$2.20
Gross Receipts Reimb			\$26.83

Total Distribution Charges \$1,551.61

TOTAL CHARGES FOR ESI ID \$4,652.15

DST 06/27/2021



Customer Name: MATAGORDA COUNTY
 Account Number: 100064844327
 Invoice Number: 052003084130
 Invoice Date: 10/03/2020

ESI ID Detail:

Service Address: 2308 AVENUE F BAY CITY, TX 77414-6045
Product: Fixed Price

ESI ID: 10032789485567631

Meter ID	Days	Read Type	Previous Read Date	Previous Meter Read	Current Read Date	Current Meter Read	Multiplier	Usage (kWh)	Actual kW/kVA	Billed kW/kVA
558782938	32	Actual	08/28/2020	✓ 14,943	09/28/2020	15,135	80.00	15,360	37	37
TOTAL								15,360	37	37

Electric Service Commercial

Service Period: 08/28/2020 to 09/28/2020 ✓

TXU Energy Fixed Price

Base Usage	15,360 kWh @	\$ 0.0377995	\$580.60
PUC Assessment			\$0.97
Gross Receipts Reimb			\$11.83

Total Commercial Charges \$593.40

Electric Service Distribution

Service Period: 08/28/2020 to 09/28/2020

Base Charge			\$2.02
Meter Charge			\$12.67
Distribution System Charge	36.5 kW @	\$ 4.869	\$177.72
Transmission Cost Recov Factor	36.5 kW @	\$ 3.619527	\$132.11
Distribution Cost Recovery	36.5 kW @	\$ 0.402209	\$14.68
Electricity Relief Program	15,360 kWh @	\$ 0.00033	\$5.07
Transition Charge (TC3)	36.5 kW @	\$ 0.853083	\$31.14
Storm Recovery Charge	36.5 kW @	\$ 0.335055	\$12.23
TDU Bill Credit	36.5 kW @	\$ 0.099	\$3.61 CR
Tax Refund Credit			\$21.09 CR
Storm Recovery Tax Credit	36.5 kW @	\$ 0.02764	\$1.01 CR
Regulatory Asset Recovery	36.5 kW @	\$ 0.052535	\$1.92
Energy Efficiency	15,360 kWh @	\$ 0.000647	\$9.94
PUC Assessment			\$0.54
Gross Receipts Reimb			\$6.63

Total Distribution Charges \$380.96

TOTAL CHARGES FOR ESI ID \$974.36 ✓



000153 7/35

Customer Name: MATAGORDA COUNTY
 Account Number: 100064844327
 Invoice Number: 052003084130
 Invoice Date: 10/03/2020

ESI ID Detail:

Service Address: 4511 FM 2668 UNIT 1 BAY CITY, TX 77414-3991
 Product: Fixed Price

ESI ID: 10032789419218250

Meter ID	Days	Read Type	Previous Read Date	Previous Meter Read	Current Read Date	Current Meter Read	Multiplier	Usage (kWh)	Actual kW/kVA	Billed kW/kVA
122238922	29	Actual	08/06/2020	✓ 717	09/03/2020	774	160.00	9,120	53	53
TOTAL								9,120	53	53

Electric Service Commercial

Service Period: 08/06/2020 to 09/03/2020 ✓

TXU Energy Fixed Price

Base Usage 9,120 kWh @ \$ 0.0377995 \$344.73
 PUC Assessment \$0.58

Total Commercial Charges \$345.31

Electric Service Distribution

Service Period: 08/06/2020 to 09/03/2020

Base Charge \$2.02
 Meter Charge \$12.67
 Distribution System Charge 52.5 kW @ \$ 4.869 \$255.62
 Transmission Cost Recov Factor 52.5 kW @ \$ 3.619527 \$190.03
 Distribution Cost Recovery 52.5 kW @ \$ 0.402209 \$21.12
 Electricity Relief Program 9,120 kWh @ \$ 0.00033 \$3.01
 Transition Charge (TC3) 9,120 kWh @ \$ 0.00909 \$82.90
 Storm Recovery Charge 106.4 kW @ \$ 0.335055 \$35.65
 TDU Bill Credit 52.5 kW @ \$ 0.099 \$5.20 CR
 Tax Refund Credit \$29.63 CR
 Storm Recovery Tax Credit 106.4 kW @ \$ 0.02764 \$2.94 CR
 Regulatory Asset Recovery 52.5 kW @ \$ 0.052535 \$2.76
 Energy Efficiency 9,120 kWh @ \$ 0.000647 \$5.90
 PUC Assessment \$0.76

Total Distribution Charges \$574.67

TOTAL CHARGES FOR ESI ID \$919.98 ✓

DST 00072061



Customer Name: MATAGORDA COUNTY
 Account Number: 100064844327
 Invoice Number: 052003084130
 Invoice Date: 10/03/2020

ESI ID Detail:

Service Address:
 Product:

4511 FM 2668 UNIT 2 BAY CITY, TX 77414-3991
 Fixed Price

ESI ID: 10032789474465420

Meter ID	Days	Read Type	Previous Read Date	Previous Meter Read	Current Read Date	Current Meter Read	Multiplier	Usage (kWh)	Actual kW/kVA	Billed kW/kVA
558026845	29	Actual	08/06/2020	✓ 3,441	09/03/2020	3,494	80.00	4,240	33	33
TOTAL								4,240	33	33

Electric Service Commercial

Service Period: 08/06/2020 to 09/03/2020 ✓

TXU Energy Fixed Price

Base Usage

4,240 kWh @ \$ 0.0377995 \$160.27

PUC Assessment

\$0.27

Total Commercial Charges \$160.54

Electric Service Distribution

Service Period: 08/06/2020 to 09/03/2020

Base Charge

\$2.02

Meter Charge

\$12.67

Distribution System Charge

32.5 kW @ \$ 4.869 \$158.24

Transmission Cost Recov Factor

32.5 kW @ \$ 3.619527 \$117.63

Distribution Cost Recovery

32.5 kW @ \$ 0.402209 \$13.07

Electricity Relief Program

4,240 kWh @ \$ 0.00033 \$1.40

Transition Charge (TC3)

4,240 kWh @ \$ 0.00909 \$38.54

Storm Recovery Charge

43.7 kW @ \$ 0.335055 \$14.64

TDU Bill Credit

32.5 kW @ \$ 0.099 \$3.22 CR

Tax Refund Credit

\$18.95 CR

Storm Recovery Tax Credit

43.7 kW @ \$ 0.02764 \$1.21 CR

Regulatory Asset Recovery

32.5 kW @ \$ 0.052535 \$1.71

Energy Efficiency

4,240 kWh @ \$ 0.000647 \$2.74

PUC Assessment

\$0.48

Total Distribution Charges \$339.76

TOTAL CHARGES FOR ESI ID \$500.30

000153 8/35

Customer Name: MATAGORDA COUNTY
 Account Number: 100064844327
 Invoice Number: 052003084130
 Invoice Date: 10/03/2020

ESI ID Detail:

Service Address: 4511 FM 2668 UNIT 3 BAY CITY, TX 77414-3991
Product: Fixed Price

ESI ID: 10032789406762840

Meter ID	Days	Read Type	Previous Read Date	Previous Meter Read	Current Read Date	Current Meter Read	Multiplier	Usage (kWh)	Actual kW/kVA	Billed kW/kVA
122331176	29	Actual	08/06/2020	✓ 34,243	09/03/2020	34,723	1.00	480	3	3
TOTAL								480	3	3

Electric Service Commercial

Service Period: 08/06/2020 to 09/03/2020
 TXU Energy Fixed Price

Base Usage 480 kWh @ \$ 0.0377995 \$18.14
 PUC Assessment \$0.03

Total Commercial Charges \$18.17

Electric Service Distribution

Service Period: 08/06/2020 to 09/03/2020 ✓

Base Charge \$2.02
 Meter Charge \$12.67
 Distribution System Charge 2.5 kW @ \$ 4.869 \$12.17
 Transmission Cost Recov Factor 2.5 kW @ \$ 3.619527 \$9.05
 Distribution Cost Recovery 2.5 kW @ \$ 0.402209 \$1.01
 Electricity Relief Program 480 kWh @ \$ 0.00033 \$0.16
 Transition Charge (TC3) 17.1 kW @ \$ 0.853083 \$14.59
 Storm Recovery Charge 17.1 kW @ \$ 0.335055 \$5.73
 TDU Bill Credit 2.5 kW @ \$ 0.099 \$0.25 CR
 Tax Refund Credit \$2.94 CR
 Storm Recovery Tax Credit 17.1 kW @ \$ 0.02764 \$0.47 CR
 Regulatory Asset Recovery 2.5 kW @ \$ 0.052535 \$0.13
 Energy Efficiency 480 kWh @ \$ 0.000647 \$0.31
 PUC Assessment \$0.06

Total Distribution Charges \$54.24

TOTAL CHARGES FOR ESI ID \$72.41



Customer Name: MATAGORDA COUNTY
 Account Number: 100064844327
 Invoice Number: 052003084130
 Invoice Date: 10/03/2020

ESI ID Detail:

Service Address: 4511 FM 2668 UNIT 4 BAY CITY, TX 77414-3991
Product: Fixed Price

ESI ID: 10032789499566851

Meter ID	Days	Read Type	Previous Read Date	Previous Meter Read	Current Read Date	Current Meter Read	Multiplier	Usage (kWh)	Actual kW/kVA	Billed kW/kVA
119431781	29	Actual	08/06/2020	✓ 17,565	09/03/2020	17,713	1.00	148	15	15
TOTAL								148	15	15

Electric Service Commercial

Service Period: 08/06/2020 to 09/03/2020 ✓
 TXU Energy Fixed Price

Base Usage 148 kWh @ \$ 0.0377995 \$5.59
 PUC Assessment \$0.01

Total Commercial Charges \$5.60

Electric Service Distribution

Service Period: 08/06/2020 to 09/03/2020

Base Charge \$2.02
 Meter Charge \$12.67
 Distribution System Charge 15.4 kW @ \$ 4.869 \$74.98
 Transmission Cost Recov Factor 15.4 kW @ \$ 3.619527 \$55.74
 Distribution Cost Recovery 15.4 kW @ \$ 0.402209 \$6.19
 Electricity Relief Program 148 kWh @ \$ 0.00033 \$0.05
 Transition Charge (TC3) 148 kWh @ \$ 0.00909 \$1.35
 Storm Recovery Charge 15.4 kW @ \$ 0.335055 \$5.16
 TDU Bill Credit 15.4 kW @ \$ 0.099 \$1.52 CR
 Tax Refund Credit \$9.83 CR
 Storm Recovery Tax Credit 15.4 kW @ \$ 0.02764 \$0.43 CR
 Regulatory Asset Recovery 15.4 kW @ \$ 0.052535 \$0.81
 Energy Efficiency 148 kWh @ \$ 0.000647 \$0.10
 PUC Assessment \$0.24

Total Distribution Charges \$147.53

TOTAL CHARGES FOR ESI ID \$153.13

Customer Name: MATAGORDA COUNTY
 Account Number: 100064844327
 Invoice Number: 052003084130
 Invoice Date: 10/03/2020

ESI ID Detail:

Service Address: 4511 FM 2668 UNIT 5 BAY CITY, TX 77414-3991
 Product: Fixed Price

ESI ID: 10032789444026850

Meter ID	Days	Read Type	Previous Read Date	Previous Meter Read	Current Read Date	Current Meter Read	Multiplier	Usage (kWh)	Actual kW/kVA	Billed kW/kVA
151900075	29	Actual	08/06/2020	✓ 680	09/03/2020	726	1.00	46	1	1
TOTAL								46	1	1

Electric Service Commercial

Service Period: 08/06/2020 to 09/03/2020 ✓
 TXU Energy Fixed Price

Base Usage 46 kWh @ \$ 0.0377995 \$1.74

Total Commercial Charges \$1.74

Electric Service Distribution

Service Period: 08/06/2020 to 09/03/2020

Base Charge			\$2.02
Meter Charge			\$12.67
Distribution System Charge	0.5 kW @	\$ 4.869	\$2.43
Transmission Cost Recov Factor	0.5 kW @	\$ 3.619527	\$1.81
Distribution Cost Recovery	0.5 kW @	\$ 0.402209	\$0.20
Electricity Relief Program	46 kWh @	\$ 0.00033	\$0.02
Transition Charge (TC3)	22.3 kW @	\$ 0.853083	\$19.02
Storm Recovery Charge	22.3 kW @	\$ 0.335055	\$7.47
TDU Bill Credit	0.5 kW @	\$ 0.099	\$0.05 CR
Tax Refund Credit			\$1.88 CR
Storm Recovery Tax Credit	22.3 kW @	\$ 0.02764	\$0.62 CR
Regulatory Asset Recovery	0.5 kW @	\$ 0.052535	\$0.03
Energy Efficiency	46 kWh @	\$ 0.000647	\$0.03
PUC Assessment			\$0.03

Total Distribution Charges \$43.18

TOTAL CHARGES FOR ESI ID \$44.92 ✓



Customer Name: MATAGORDA COUNTY
 Account Number: 100064844327
 Invoice Number: 052003084130
 Invoice Date: 10/03/2020

ESI ID Detail:

Service Address: 4511 FM 2668 UNIT 6 BAY CITY, TX 77414-3991
Product: Fixed Price

ESI ID: 10032789407891290

Meter ID	Days	Read Type	Previous Read Date	Previous Meter Read	Current Read Date	Current Meter Read	Multiplier	Usage (kWh)	Actual kW/kVA	Billed kW/kVA
119433830	29	Actual	08/06/2020	✓ 2,755	09/03/2020	2,793	80.00	3,040	18	18
TOTAL								3,040	18	18

Electric Service Commercial

Service Period: 08/06/2020 to 09/03/2020 ✓

TXU Energy Fixed Price

Base Usage 3,040 kWh @ \$ 0.0377995 \$114.91
 PUC Assessment \$0.19

Total Commercial Charges \$115.10

Electric Service Distribution

Service Period: 08/06/2020 to 09/03/2020

Base Charge \$2.02
 Meter Charge \$12.67
 Distribution System Charge 17.8 kW @ \$ 4.869 \$86.67
 Transmission Cost Recov Factor 17.8 kW @ \$ 3.619527 \$64.43
 Distribution Cost Recovery 17.8 kW @ \$ 0.402209 \$7.16
 Electricity Relief Program 3,040 kWh @ \$ 0.00033 \$1.00
 Transition Charge (TC3) 3,040 kWh @ \$ 0.00909 \$27.63
 Storm Recovery Charge 30 kW @ \$ 0.335055 \$10.05
 TDU Bill Credit 17.8 kW @ \$ 0.099 \$1.76 CR
 Tax Refund Credit \$11.11 CR
 Storm Recovery Tax Credit 30 kW @ \$ 0.02764 \$0.83 CR
 Regulatory Asset Recovery 17.8 kW @ \$ 0.052535 \$0.94
 Energy Efficiency 3,040 kWh @ \$ 0.000647 \$1.97
 PUC Assessment \$0.27

Total Distribution Charges \$201.11

TOTAL CHARGES FOR ESI ID \$316.21



000153 10/35

Customer Name: MATAGORDA COUNTY
 Account Number: 100064844327
 Invoice Number: 052003084130
 Invoice Date: 10/03/2020

ESI ID Detail:

Service Address: 4511 FM 2668 UNIT 7 BAY CITY, TX 77414-3991

ESI ID: 10032789420166760

Product: Fixed Price

Meter ID	Days	Read Type	Previous Read Date	Previous Meter Read	Current Read Date	Current Meter Read	Multiplier	Usage (kWh)	Actual kW/kVA	Billed kW/kVA
142588863	29	Actual	08/06/2020	✓ 1,284	09/03/2020	1,297	1.00	13	0	0
TOTAL								13	0	0

Electric Service Commercial

Service Period: 08/06/2020 to 09/03/2020 ✓

TXU Energy Fixed Price

Base Usage 13 kWh @ \$ 0.0377995 \$0.49

Total Commercial Charges \$0.49

Electric Service Distribution

Service Period: 08/06/2020 to 09/03/2020

Base Charge \$1.40
 Meter Charge \$4.39
 Distribution System Charge 13 kWh @ \$ 0.021093 \$0.27
 Transmission Cost Recov Factor 13 kWh @ \$ 0.006986 \$0.09
 Distribution Cost Recovery 13 kWh @ \$ 0.003398 \$0.04
 Transition Charge (TC3) 13 kWh @ \$ 0.00909 \$0.12
 Storm Recovery Charge 13 kWh @ \$ 0.001798 \$0.02
 TDU Bill Credit 13 kWh @ \$ 0.001223 \$0.02 CR
 Tax Refund Credit \$0.66 CR
 PUC Assessment \$0.01

Total Distribution Charges \$5.66

TOTAL CHARGES FOR ESI ID \$6.15



Customer Name: MATAGORDA COUNTY
Account Number: 100064844327
Invoice Number: 052003084130
Invoice Date: 10/03/2020

ESI ID Detail:

Service Address: 4511 FM 2668 UNIT 8 BAY CITY, TX 77414-3991
Product: Fixed Price

ESI ID: 10032789419036321

Meter ID	Days	Read Type	Previous Read Date	Previous Meter Read	Current Read Date	Current Meter Read	Multiplier	Usage (kWh)	Actual kW/kVA	Billed kW/kVA
125243718	29	Actual	08/06/2020	✓ 9,215	09/03/2020	9,229	1.00	14	-	-
TOTAL								14	0	0

Electric Service Commercial

Service Period: 08/06/2020 to 09/03/2020 ✓
 TXU Energy Fixed Price
 Base Usage

14 kWh @ \$ 0.0377995 \$0.53

Total Commercial Charges \$0.53

Electric Service Distribution

Service Period: 08/06/2020 to 09/03/2020

Base Charge			\$1.40
Meter Charge			\$4.39
Distribution System Charge	14 kWh @	\$ 0.021093	\$0.30
Transmission Cost Recov Factor	14 kWh @	\$ 0.006986	\$0.10
Distribution Cost Recovery	14 kWh @	\$ 0.003398	\$0.05
Transition Charge (TC3)	14 kWh @	\$ 0.00909	\$0.13
Storm Recovery Charge	14 kWh @	\$ 0.001798	\$0.03
TDU Bill Credit	14 kWh @	\$ 0.001223	\$0.02 CR
Tax Refund Credit			\$0.67 CR
PUC Assessment			\$0.01

Total Distribution Charges \$5.72

TOTAL CHARGES FOR ESI ID \$6.25

Customer Name: MATAGORDA COUNTY
 Account Number: 100064844327
 Invoice Number: 052003084130
 Invoice Date: 10/03/2020

ESI ID Detail:

Service Address: 4511 FM 2668 UNIT 9 BAY CITY, TX 77414-3991
 Product: Fixed Price

ESI ID: 10032789443561762

Meter ID	Days	Read Type	Previous Read Date	Previous Meter Read	Current Read Date	Current Meter Read	Multiplier	Usage (kWh)	Actual kW/kVA	Billed kW/kVA
119435538	29	Actual	08/06/2020	✓ 2,100	09/03/2020	2,114	40.00	560	1	1
TOTAL								560	1	1

Electric Service Commercial

Service Period: 08/06/2020 to 09/03/2020 ✓
 TXU Energy Fixed Price

Base Usage 560 kWh @ \$ 0.0377995 \$21.17
 PUC Assessment \$0.04

Total Commercial Charges \$21.21

Electric Service Distribution

Service Period: 08/06/2020 to 09/03/2020

Base Charge \$2.02
 Meter Charge \$12.67
 Distribution System Charge 0.8 kW @ \$ 4.869 \$3.90
 Transmission Cost Recov Factor 0.8 kW @ \$ 3.619527 \$2.90
 Distribution Cost Recovery 0.8 kW @ \$ 0.402209 \$0.32
 Electricity Relief Program 560 kWh @ \$ 0.00033 \$0.18
 Transition Charge (TC3) 560 kWh @ \$ 0.00909 \$5.09
 Storm Recovery Charge 20.8 kW @ \$ 0.335055 \$6.97
 TDU Bill Credit 0.8 kW @ \$ 0.099 \$0.08 CR
 Tax Refund Credit \$2.04 CR
 Storm Recovery Tax Credit 20.8 kW @ \$ 0.02764 \$0.57 CR
 Regulatory Asset Recovery 0.8 kW @ \$ 0.052535 \$0.04
 Energy Efficiency 560 kWh @ \$ 0.000647 \$0.36
 PUC Assessment \$0.03

Total Distribution Charges \$31.79

TOTAL CHARGES FOR ESI ID \$53.00





Customer Name: MATAGORDA COUNTY
 Account Number: 100064844327
 Invoice Number: 052003084130
 Invoice Date: 10/03/2020

ESI ID Detail:

Service Address:

HAMMAN RD ODLT 400HPS AL BAY CITY, TX 77414

ESI ID: 10032789443561763

Product:

Fixed Price

Meter ID	Days	Read Type	Previous Read Date	Previous Meter Read	Current Read Date	Current Meter Read	Multiplier	Usage (kWh)	Actual kW/kVA	Billed kW/kVA
7005516394SD	32	Actual	08/07/2020	0	09/07/2020	310	1.00	310	-	-
TOTAL								310	0	0

Electric Service Commercial

Service Period: 08/07/2020 to 09/07/2020 ✓

TXU Energy Fixed Price

Base Usage	310 kWh @	\$ 0.0377995	\$11.72
PUC Assessment			\$0.02
Gross Receipts Reimb			\$0.24

Total Commercial Charges \$11.98

Electric Service Distribution

Service Period: 08/07/2020 to 09/07/2020

Outdoor Lighting - Facilities			\$10.52
Distribution System Charge	310 kWh @	\$ 0.0210968	\$6.54
Transmission Cost Recov Factor	310 kWh @	\$ 0.007	\$2.17
Distribution Cost Recovery	310 kWh @	\$ 0.0033871	\$1.05
Electricity Relief Program	310 kWh @	\$ 0.0003226	\$0.10
Transition Charge (TC3)	310 kWh @	\$ 0.0090968	\$2.82
Storm Recovery Charge	310 kWh @	\$ 0.0084839	\$2.63
TDU Bill Credit	310 kWh @	\$ 0.0012258	\$0.38 CR
Tax Refund Credit			\$1.87 CR
Storm Recovery Tax Credit	310 kWh @	\$ 0.0006774	\$0.21 CR
Regulatory Asset Recovery	310 kWh @	\$ 0.0002581	\$0.08
PUC Assessment			\$0.03
Gross Receipts Reimb			\$0.36

Total Distribution Charges \$23.84

TOTAL CHARGES FOR ESI ID \$35.82



000153 12/35

Customer Name: MATAGORDA COUNTY
 Account Number: 100064844327
 Invoice Number: 052003084130
 Invoice Date: 10/03/2020

ESI ID Detail:

Service Address: STATE HIGHWAY 60 STLG 250HPSA BAY CITY, TX 77414
Product: Fixed Price

ESI ID: 10032789423558520

Meter ID	Days	Read Type	Previous Read Date	Previous Meter Read	Current Read Date	Current Meter Read	Multiplier	Usage (kWh)	Actual kW/kVA	Billed kW/kVA
7006982603SD	32	Actual	08/21/2020	0	09/21/2020	✓ 104	1.00	104	-	-
TOTAL								104	0	0

Electric Service Commercial

Service Period: 08/21/2020 to 09/21/2020 ✓
 TXU Energy Fixed Price
 Base Usage
 PUC Assessment

104 kWh @ \$ 0.0377995 \$3.93
 \$0.01

Total Commercial Charges	\$3.94
---------------------------------	---------------

Electric Service Distribution

Service Period: 08/21/2020 to 09/21/2020

Base Charge \$1.40
 Street Lighting - Facilities \$7.66
 Distribution System Charge 104 kWh @ \$ 0.0210577 \$2.19
 Transmission Cost Recov Factor 104 kWh @ \$ 0.0070192 \$0.73
 Distribution Cost Recovery 104 kWh @ \$ 0.0033654 \$0.35
 Electricity Relief Program 104 kWh @ \$ 0.0002885 \$0.03
 Transition Charge (TC3) 104 kWh @ \$ 0.0046154 \$0.48
 Storm Recovery Charge 104 kWh @ \$ 0.0084615 \$0.88
 TDU Bill Credit 104 kWh @ \$ 0.00125 \$0.13 CR
 Tax Refund Credit \$1.23 CR
 Storm Recovery Tax Credit 104 kWh @ \$ 0.0006731 \$0.07 CR
 Regulatory Asset Recovery 104 kWh @ \$ 0.0002885 \$0.03
 PUC Assessment \$0.02

Total Distribution Charges	\$12.34
-----------------------------------	----------------

TOTAL CHARGES FOR ESI ID	\$16.28 ✓
---------------------------------	------------------



Customer Name: MATAGORDA COUNTY
 Account Number: 100064844327
 Invoice Number: 052003084130
 Invoice Date: 10/03/2020

ESI ID Detail:

Service Address: 2004 KILOWATT DR BAY CITY, TX 77414-3165
 Product: Fixed Price

ESI ID: 10032789431907311

Meter ID	Days	Read Type	Previous Read Date	Previous Meter Read	Current Read Date	Current Meter Read	Multiplier	Usage (kWh)	Actual kW/kVA	Billed kW/kVA
122239665	30	Actual	08/24/2020	265,785	09/22/2020	266,974	1.00	1,189	26	26
TOTAL								1,189	26	26

Electric Service Commercial

Service Period: 08/24/2020 to 09/22/2020 ✓

TXU Energy Fixed Price

Base Usage	1,189 kWh @	\$ 0.0377995	\$44.94
PUC Assessment			\$0.08
Gross Receipts Reimb			\$0.92

Total Commercial Charges \$45.94

Electric Service Distribution

Service Period: 08/24/2020 to 09/22/2020

Base Charge			\$2.02
Meter Charge			\$12.67
Distribution System Charge	26.3 kW @	\$ 4.869	\$128.05
Transmission Cost Recov Factor	26.3 kW @	\$ 3.619527	\$95.19
Distribution Cost Recovery	26.3 kW @	\$ 0.402209	\$10.58
Electricity Relief Program	1,189 kWh @	\$ 0.00033	\$0.39
Transition Charge (TC3)	1,189 kWh @	\$ 0.00909	\$10.81
Storm Recovery Charge	26.3 kW @	\$ 0.335055	\$8.81
TDU Bill Credit	26.3 kW @	\$ 0.099	\$2.60 CR
Tax Refund Credit			\$15.64 CR
Storm Recovery Tax Credit	26.3 kW @	\$ 0.02764	\$0.73 CR
Regulatory Asset Recovery	26.3 kW @	\$ 0.052535	\$1.38
Energy Efficiency	1,189 kWh @	\$ 0.000647	\$0.77
PUC Assessment			\$0.39
Gross Receipts Reimb			\$4.72

Total Distribution Charges \$256.81

TOTAL CHARGES FOR ESI ID \$302.75

Customer Name: MATAGORDA COUNTY
 Account Number: 100064844327
 Invoice Number: 052003084130
 Invoice Date: 10/03/2020

ESI ID Detail:

Service Address: 2004 KILOWATT DR UNIT FL BAY CITY, TX 77414-3165
 Product: Fixed Price

ESI ID: 1003278949559911

Meter ID	Days	Read Type	Previous Read Date	Previous Meter Read	Current Read Date	Current Meter Read	Multiplier	Usage (kWh)	Actual kW/kVA	Billed kW/kVA
7007151282SD	30	Actual	08/24/2020	0	09/22/2020	✓ 367	1.00	367	-	-
TOTAL								367	0	0

Electric Service Commercial

Service Period: 08/24/2020 to 09/22/2020 ✓

TXU Energy Fixed Price

Base Usage	367 kWh @	\$ 0.0377995	\$13.87
PUC Assessment			\$0.02
Gross Receipts Reimb			\$0.28

Total Commercial Charges \$14.17

Electric Service Distribution

Service Period: 08/24/2020 to 09/22/2020

Outdoor Lighting - Facilities			\$6.93
Distribution System Charge	367 kWh @	\$ 0.0210899	\$7.74
Transmission Cost Recov Factor	367 kWh @	\$ 0.0069755	\$2.56
Distribution Cost Recovery	367 kWh @	\$ 0.003406	\$1.25
Electricity Relief Program	367 kWh @	\$ 0.000327	\$0.12
Transition Charge (TC3)	367 kWh @	\$ 0.0091008	\$3.34
Storm Recovery Charge	367 kWh @	\$ 0.0085014	\$3.12
TDU Bill Credit	367 kWh @	\$ 0.0012262	\$0.45 CR
Tax Refund Credit			\$1.61 CR
Storm Recovery Tax Credit	367 kWh @	\$ 0.0006812	\$0.25 CR
Regulatory Asset Recovery	367 kWh @	\$ 0.0002725	\$0.10
PUC Assessment			\$0.03
Gross Receipts Reimb			\$0.33

Total Distribution Charges \$23.21

TOTAL CHARGES FOR ESI ID \$37.38 ✓

DST 00072061





Customer Name: MATAGORDA COUNTY
 Account Number: 100064844327
 Invoice Number: 052003084130
 Invoice Date: 10/03/2020

ESI ID Detail:

Service Address:
 Product:

2604 NICHOLS AVE BAY CITY, TX 77414-6958
 Fixed Price

ESI ID: 10032789459112270

Meter ID	Days	Read Type	Previous Read Date	Previous Meter Read	Current Read Date	Current Meter Read	Multiplier	Usage (kWh)	Actual kW/kVA	Billed kW/kVA
122240792	29	Actual	08/06/2020	✓ 147,773	09/03/2020	150,911	1.00	3,138	12	0
TOTAL								3,138	12	0

Electric Service Commercial

Service Period: 08/06/2020 to 09/03/2020 ✓

TXU Energy Fixed Price

Base Usage	3,138 kWh @	\$ 0.0377995	\$118.61
PUC Assessment			\$0.20
Gross Receipts Reimb			\$2.42

Total Commercial Charges \$121.23

Electric Service Distribution

Service Period: 08/06/2020 to 09/03/2020

Base Charge			\$1.40
Meter Charge			\$4.39
Distribution System Charge	3,138 kWh @	\$ 0.021093	\$66.19
Transmission Cost Recov Factor	3,138 kWh @	\$ 0.006986	\$21.92
Distribution Cost Recovery	3,138 kWh @	\$ 0.003398	\$10.66
Electricity Relief Program	3,138 kWh @	\$ 0.00033	\$1.04
Transition Charge (TC3)	3,138 kWh @	\$ 0.00909	\$28.52
Storm Recovery Charge	3,138 kWh @	\$ 0.001798	\$5.64
TDU Bill Credit	3,138 kWh @	\$ 0.001223	\$3.84 CR
Tax Refund Credit			\$7.89 CR
Storm Recovery Tax Credit	3,138 kWh @	\$ 0.000148	\$0.46 CR
Regulatory Asset Recovery	3,138 kWh @	\$ 0.000171	\$0.54
Energy Efficiency	3,138 kWh @	\$ 0.000275	\$0.86
PUC Assessment			\$0.16
Gross Receipts Reimb			\$1.91

Total Distribution Charges \$131.04

TOTAL CHARGES FOR ESI ID \$252.27

Customer Name: MATAGORDA COUNTY
 Account Number: 100064844327
 Invoice Number: 052003084130
 Invoice Date: 10/03/2020

ESI ID Detail:

Service Address:

3588 1/2 NICHOLS AVE BAY CITY, TX 77414-7383

ESI ID: 10032789479928771

Product:

Fixed Price

Meter ID	Days	Read Type	Previous Read Date	Previous Meter Read	Current Read Date	Current Meter Read	Multiplier	Usage (kWh)	Actual kW/kVA	Billed kW/kVA
7005770635SD	29	Actual	08/06/2020	0	09/03/2020	✓ 57	1.00	57	-	-
TOTAL								57	0	0

Electric Service Commercial

Service Period: 08/06/2020 to 09/03/2020 ✓

TXU Energy Fixed Price

Base Usage

57 kWh @ \$ 0.0377995 \$2.16

Gross Receipts Reimb

\$0.04

Total Commercial Charges \$2.20

Electric Service Distribution

Service Period: 08/06/2020 to 09/03/2020

Outdoor Lighting - Facilities

\$4.51

Distribution System Charge

57 kWh @ \$ 0.0210526 \$1.20

Transmission Cost Recov Factor

57 kWh @ \$ 0.0070175 \$0.40

Distribution Cost Recovery

57 kWh @ \$ 0.0033333 \$0.19

Electricity Relief Program

57 kWh @ \$ 0.0003509 \$0.02

Transition Charge (TC3)

57 kWh @ \$ 0.0091228 \$0.52

Storm Recovery Charge

57 kWh @ \$ 0.0084211 \$0.48

TDU Bill Credit

57 kWh @ \$ 0.0012281 \$0.07 CR

Tax Refund Credit

\$0.63 CR

Storm Recovery Tax Credit

57 kWh @ \$ 0.0007018 \$0.04 CR

Regulatory Asset Recovery

57 kWh @ \$ 0.0003509 \$0.02

PUC Assessment

\$0.01

Gross Receipts Reimb

\$0.11

Total Distribution Charges \$6.72

TOTAL CHARGES FOR ESI ID \$8.92

DST 00072061



Customer Name: MATAGORDA COUNTY
 Account Number: 100064844327
 Invoice Number: 052003084130
 Invoice Date: 10/03/2020

ESI ID Detail:

Service Address: NICHOLS AVE UNIT 250HPSA BAY CITY, TX 77414
Product: Fixed Price

ESI ID: 10032789485513550

Meter ID	Days	Read Type	Previous Read Date	Previous Meter Read	Current Read Date	Current Meter Read	Multiplier	Usage (kWh)	Actual kW/kVA	Billed kW/kVA
7007116623SD	30	Actual	08/10/2020	0	09/08/2020	✓ 520	1.00	520	-	-
TOTAL								520	0	0

Electric Service Commercial

Service Period: 08/10/2020 to 09/08/2020 ✓

TXU Energy Fixed Price

Base Usage	520 kWh @	\$ 0.0377995	\$19.66
PUC Assessment			\$0.03
Gross Receipts Reimb			\$0.40

Total Commercial Charges \$20.09

Electric Service Distribution

Service Period: 08/10/2020 to 09/08/2020

Base Charge		\$1.40
Street Lighting - Facilities		\$38.30
Distribution System Charge	520 kWh @	\$ 0.0210962 \$10.97
Transmission Cost Recov Factor	520 kWh @	\$ 0.0069808 \$3.63
Distribution Cost Recovery	520 kWh @	\$ 0.0034038 \$1.77
Electricity Relief Program	520 kWh @	\$ 0.0003269 \$0.17
Transition Charge (TC3)	520 kWh @	\$ 0.0045769 \$2.38
Storm Recovery Charge	520 kWh @	\$ 0.0085 \$4.42
TDU Bill Credit	520 kWh @	\$ 0.0012308 \$0.64 CR
Tax Refund Credit		\$5.55 CR
Storm Recovery Tax Credit	520 kWh @	\$ 0.0006923 \$0.36 CR
Regulatory Asset Recovery	520 kWh @	\$ 0.0002692 \$0.14
PUC Assessment		\$0.08
Gross Receipts Reimb		\$1.01

Total Distribution Charges \$57.72

TOTAL CHARGES FOR ESI ID \$77.81 ✓

Customer Name: MATAGORDA COUNTY
 Account Number: 100064844327
 Invoice Number: 052003084130
 Invoice Date: 10/03/2020

ESI ID Detail:

Service Address: NICHOLS AVE UNIT 400FLD1 BAY CITY, TX 77414
 Product: Fixed Price

ESI ID: 10032789485513552

Meter ID	Days	Read Type	Previous Read Date	Previous Meter Read	Current Read Date	Current Meter Read	Multiplier	Usage (kWh)	Actual kW/kVA	Billed kW/kVA
7007116680SD	30	Actual	08/26/2020	0	09/24/2020	✓ 310	1.00	310	-	-
TOTAL								310	0	0

Electric Service Commercial

Service Period: 08/26/2020 to 09/24/2020 ✓

TXU Energy Fixed Price

Base Usage	310 kWh @	\$ 0.0377995	\$11.72
PUC Assessment			\$0.02
Gross Receipts Reimb			\$0.24

Total Commercial Charges	\$11.98
---------------------------------	----------------

Electric Service Distribution

Service Period: 08/26/2020 to 09/24/2020

Outdoor Lighting - Facilities			\$10.52
Distribution System Charge	310 kWh @	\$ 0.0210968	\$6.54
Transmission Cost Recov Factor	310 kWh @	\$ 0.007	\$2.17
Distribution Cost Recovery	310 kWh @	\$ 0.0033871	\$1.05
Electricity Relief Program	310 kWh @	\$ 0.0003226	\$0.10
Transition Charge (TC3)	310 kWh @	\$ 0.0090968	\$2.82
Storm Recovery Charge	310 kWh @	\$ 0.0084839	\$2.63
TDU Bill Credit	310 kWh @	\$ 0.0012258	\$0.38 CR
Tax Refund Credit			\$1.87 CR
Storm Recovery Tax Credit	310 kWh @	\$ 0.0006774	\$0.21 CR
Regulatory Asset Recovery	310 kWh @	\$ 0.0002581	\$0.08
PUC Assessment			\$0.03
Gross Receipts Reimb			\$0.36

Total Distribution Charges	\$23.84
-----------------------------------	----------------

TOTAL CHARGES FOR ESI ID	\$35.82 ✓
---------------------------------	------------------

DST 00072061





Customer Name: MATAGORDA COUNTY
 Account Number: 100064844327
 Invoice Number: 052003084130
 Invoice Date: 10/03/2020

ESI ID Detail:

Service Address:

NICHOLS RD UNIT 250HPSA BAY CITY, TX 77414

ESI ID: 10032789480469090

Product:

Fixed Price

Meter ID	Days	Read Type	Previous Read Date	Previous Meter Read	Current Read Date	Current Meter Read	Multiplier	Usage (kWh)	Actual kW/kVA	Billed kW/kVA
7007112012SD	30	Actual	08/10/2020	0	09/08/2020	✓ 208	1.00	208	-	-
TOTAL								208	0	0

Electric Service Commercial

Service Period: 08/10/2020 to 09/08/2020 ✓

TXU Energy Fixed Price

Base Usage	208 kWh @	\$ 0.0377995	\$7.86
PUC Assessment			\$0.01
Gross Receipts Reimb			\$0.16

Total Commercial Charges \$8.03

Electric Service Distribution

Service Period: 08/10/2020 to 09/08/2020

Base Charge			\$1.40
Street Lighting - Facilities			\$15.32
Distribution System Charge	208 kWh @	\$ 0.0211058	\$4.39
Transmission Cost Recov Factor	208 kWh @	\$ 0.0069712	\$1.45
Distribution Cost Recovery	208 kWh @	\$ 0.0034135	\$0.71
Electricity Relief Program	208 kWh @	\$ 0.0003365	\$0.07
Transition Charge (TC3)	208 kWh @	\$ 0.0045673	\$0.95
Storm Recovery Charge	208 kWh @	\$ 0.0085096	\$1.77
TDU Bill Credit	208 kWh @	\$ 0.0012019	\$0.25 CR
Tax Refund Credit			\$2.31 CR
Storm Recovery Tax Credit	208 kWh @	\$ 0.0006731	\$0.14 CR
Regulatory Asset Recovery	208 kWh @	\$ 0.0002885	\$0.06
PUC Assessment			\$0.03
Gross Receipts Reimb			\$0.42

Total Distribution Charges \$23.87

TOTAL CHARGES FOR ESI ID \$31.90



00015316235

Customer Name: MATAGORDA COUNTY
Account Number: 100064844327
Invoice Number: 052003084130
Invoice Date: 10/03/2020

ESI ID Detail:

Service Address: FM 616 W BLESSING, TX 77419
Product: Fixed Price

ESI ID: 10032789461693261

Meter ID	Days	Read Type	Previous Read Date	Previous Meter Read	Current Read Date	Current Meter Read	Multiplier	Usage (kWh)	Actual kW/kVA	Billed kW/kVA
7007074015SD	32	Actual	08/28/2020	0	09/28/2020	✓ 39	1.00	39	-	-
TOTAL								39	0	0

Electric Service Commercial

Service Period: 08/28/2020 to 09/28/2020 ✓

TXU Energy Fixed Price

Base Usage 39 kWh @ \$ 0.0377995 \$1.48

Total Commercial Charges \$1.48

Electric Service Distribution

Service Period: 08/28/2020 to 09/28/2020

Outdoor Lighting - Facilities			\$4.51
Distribution System Charge	39 kWh @	\$ 0.0210256	\$0.82
Transmission Cost Recov Factor	39 kWh @	\$ 0.0069231	\$0.27
Distribution Cost Recovery	39 kWh @	\$ 0.0033333	\$0.13
Electricity Relief Program	39 kWh @	\$ 0.0002564	\$0.01
Transition Charge (TC3)	39 kWh @	\$ 0.0089744	\$0.35
Storm Recovery Charge	39 kWh @	\$ 0.0084615	\$0.33
TDU Bill Credit	39 kWh @	\$ 0.0012821	\$0.05 CR
Tax Refund Credit			\$0.58 CR
Storm Recovery Tax Credit	39 kWh @	\$ 0.0007692	\$0.03 CR
Regulatory Asset Recovery	39 kWh @	\$ 0.0002564	\$0.01
PUC Assessment			\$0.01

Total Distribution Charges \$5.78

TOTAL CHARGES FOR ESI ID \$7.26



Customer Name: MATAGORDA COUNTY
 Account Number: 100064844327
 Invoice Number: 052003084130
 Invoice Date: 10/03/2020

ESI ID Detail:

Service Address: FM 616 W STLG 250HPS BLESSING, TX 77419
Product: Fixed Price

ESI ID: 10032789402787492

Meter ID	Days	Read Type	Previous Read Date	Previous Meter Read	Current Read Date	Current Meter Read	Multiplier	Usage (kWh)	Actual kW/kVA	Billed kW/kVA
7006972189SD	32	Actual	08/28/2020	0	09/28/2020	832	1.00	832	-	-
TOTAL								832	0	0

Electric Service Commercial

Service Period: 08/28/2020 to 09/28/2020 ✓

TXU Energy Fixed Price

Base Usage 832 kWh @ \$ 0.0377995 \$31.45
 PUC Assessment \$0.05

Total Commercial Charges \$31.50

Electric Service Distribution

Service Period: 08/28/2020 to 09/28/2020

Base Charge \$1.40
 Street Lighting - Facilities \$61.28
 Distribution System Charge 832 kWh @ \$ 0.0210938 \$17.55
 Transmission Cost Recov Factor 832 kWh @ \$ 0.0069832 \$5.81
 Distribution Cost Recovery 832 kWh @ \$ 0.0034014 \$2.83
 Electricity Relief Program 832 kWh @ \$ 0.0003245 \$0.27
 Transition Charge (TC3) 832 kWh @ \$ 0.0045793 \$3.81
 Storm Recovery Charge 832 kWh @ \$ 0.0084976 \$7.07
 TDU Bill Credit 832 kWh @ \$ 0.001226 \$1.02 CR
 Tax Refund Credit \$8.79 CR
 Storm Recovery Tax Credit 832 kWh @ \$ 0.0006851 \$0.57 CR
 Regulatory Asset Recovery 832 kWh @ \$ 0.0002644 \$0.22
 PUC Assessment \$0.13

Total Distribution Charges \$89.99

TOTAL CHARGES FOR ESI ID \$121.49

Customer Name: MATAGORDA COUNTY
 Account Number: 100064844327
 Invoice Number: 052003084130
 Invoice Date: 10/03/2020

ESI ID Detail:

Service Address: AVENUE C UNIT PRKLITE BLESSING, TX 77419
 Product: Fixed Price

ESI ID: 10032789478079271

Meter ID	Days	Read Type	Previous Read Date	Previous Meter Read	Current Read Date	Current Meter Read	Multiplier	Usage (kWh)	Actual kW/kVA	Billed kW/kVA
144074530	32	Actual	08/28/2020	6,754	09/28/2020	7,144	1.00	390	1	0
TOTAL								390	1	0

Electric Service Commercial

Service Period: 08/28/2020 to 09/28/2020 ✓

TXU Energy Fixed Price

Base Usage 390 kWh @ \$ 0.0377995 \$14.74
 PUC Assessment \$0.02

Total Commercial Charges \$14.76

Electric Service Distribution

Service Period: 08/28/2020 to 09/28/2020

Base Charge \$1.40
 Meter Charge \$4.39
 Distribution System Charge 390 kWh @ \$ 0.021093 \$8.23
 Transmission Cost Recov Factor 390 kWh @ \$ 0.006986 \$2.72
 Distribution Cost Recovery 390 kWh @ \$ 0.003398 \$1.33
 Electricity Relief Program 390 kWh @ \$ 0.00033 \$0.13
 Transition Charge (TC3) 390 kWh @ \$ 0.00909 \$3.55
 Storm Recovery Charge 390 kWh @ \$ 0.001798 \$0.70
 TDU Bill Credit 390 kWh @ \$ 0.001223 \$0.48 CR
 Tax Refund Credit \$1.54 CR
 Storm Recovery Tax Credit 390 kWh @ \$ 0.000148 \$0.06 CR
 Regulatory Asset Recovery 390 kWh @ \$ 0.000171 \$0.07
 Energy Efficiency 390 kWh @ \$ 0.000275 \$0.11
 PUC Assessment \$0.03

Total Distribution Charges \$20.58

TOTAL CHARGES FOR ESI ID \$35.34



Customer Name: MATAGORDA COUNTY
 Account Number: 100064844327
 Invoice Number: 052003084130
 Invoice Date: 10/03/2020

ESI ID Detail:

Service Address:

139 FM 616 W STLG 250HPS BLESSING, TX 77419

ESI ID: 10032789436470608

Product:

Fixed Price

Meter ID	Days	Read Type	Previous Read Date	Previous Meter Read	Current Read Date	Current Meter Read	Multiplier	Usage (kWh)	Actual kW/kVA	Billed kW/kVA
7005470886SD	30	Actual	08/26/2020	0	09/24/2020	✓ 104	1.00	104	-	-
TOTAL								104	0	0

Electric Service Commercial

Service Period: 08/26/2020 to 09/24/2020 ✓

TXU Energy Fixed Price

Base Usage 104 kWh @ \$ 0.0377995 \$3.93
 PUC Assessment \$0.01

Total Commercial Charges \$3.94

Electric Service Distribution

Service Period: 08/26/2020 to 09/24/2020

Base Charge \$1.40
 Street Lighting - Facilities \$7.66
 Distribution System Charge 104 kWh @ \$ 0.0210577 \$2.19
 Transmission Cost Recov Factor 104 kWh @ \$ 0.0070192 \$0.73
 Distribution Cost Recovery 104 kWh @ \$ 0.0033654 \$0.35
 Electricity Relief Program 104 kWh @ \$ 0.0002885 \$0.03
 Transition Charge (TC3) 104 kWh @ \$ 0.0046154 \$0.48
 Storm Recovery Charge 104 kWh @ \$ 0.0084615 \$0.88
 TDU Bill Credit 104 kWh @ \$ 0.00125 \$0.13 CR
 Tax Refund Credit \$1.23 CR
 Storm Recovery Tax Credit 104 kWh @ \$ 0.0006731 \$0.07 CR
 Regulatory Asset Recovery 104 kWh @ \$ 0.0002885 \$0.03
 PUC Assessment \$0.02

Total Distribution Charges \$12.34

TOTAL CHARGES FOR ESI ID \$16.28 ✓



000153 18/35

Customer Name: MATAGORDA COUNTY
 Account Number: 100064844327
 Invoice Number: 052003084130
 Invoice Date: 10/03/2020

ESI ID Detail:

Service Address:

FM 616 W UNIT COUNTY BLESSING, TX 77419

ESI ID: 10032789461693260

Product:

Fixed Price

Meter ID	Days	Read Type	Previous Read Date	Previous Meter Read	Current Read Date	Current Meter Read	Multiplier	Usage (kWh)	Actual kW/kVA	Billed kW/kVA
161176296	32	Actual	08/28/2020	✓ 416	09/28/2020	681	1.00	265	15	15
TOTAL								265	15	15

Electric Service Commercial

Service Period: 08/28/2020 to 09/28/2020 ✓

TXU Energy Fixed Price

Base Usage	265 kWh @	\$ 0.0377995	\$10.02
PUC Assessment			\$0.02

Total Commercial Charges	\$10.04
---------------------------------	----------------

Electric Service Distribution

Service Period: 08/28/2020 to 09/28/2020

Base Charge			\$2.02
Meter Charge			\$12.67
Distribution System Charge	15.1 kW @	\$ 4.869	\$73.52
Transmission Cost Recov Factor	15.1 kW @	\$ 3.619527	\$54.65
Distribution Cost Recovery	15.1 kW @	\$ 0.402209	\$6.07
Electricity Relief Program	265 kWh @	\$ 0.00033	\$0.09
Transition Charge (TC3)	265 kWh @	\$ 0.00909	\$2.41
Storm Recovery Charge	15.1 kW @	\$ 0.335055	\$5.06
TDU Bill Credit	15.1 kW @	\$ 0.099	\$1.49 CR
Tax Refund Credit			\$9.67 CR
Storm Recovery Tax Credit	15.1 kW @	\$ 0.02764	\$0.42 CR
Regulatory Asset Recovery	15.1 kW @	\$ 0.052535	\$0.79
Energy Efficiency	265 kWh @	\$ 0.000647	\$0.17
PUC Assessment			\$0.23

Total Distribution Charges	\$146.10
-----------------------------------	-----------------

TOTAL CHARGES FOR ESI ID	\$156.14 ✓
---------------------------------	-------------------





Customer Name: MATAGORDA COUNTY
Account Number: 100064844327
Invoice Number: 052003084130
Invoice Date: 10/03/2020

ESI ID Detail:

Service Address: 560 FM 616 W UNIT PARK BLESSING, TX 77419 **ESI ID:** 10032789402787491
Product: Fixed Price

Meter ID	Days	Read Type	Previous Read Date	Previous Meter Read	Current Read Date	Current Meter Read	Multiplier	Usage (kWh)	Actual kW/kVA	Billed kW/kVA
558783656	32	Actual	08/28/2020	✓ 829	09/28/2020	835	192.00	1,152	38	38
TOTAL								1,152	38	38

Electric Service Commercial

Service Period: 08/28/2020 to 09/28/2020 ✓

TXU Energy Fixed Price

Base Usage 1,152 kWh @ \$ 0.0377995 \$43.54
 PUC Assessment \$0.07

Total Commercial Charges \$43.61

Electric Service Distribution

Service Period: 08/28/2020 to 09/28/2020

Base Charge \$2.02
 Meter Charge \$12.67
 Distribution System Charge 38.4 kW @ \$ 4.869 \$186.97
 Transmission Cost Recov Factor 38.4 kW @ \$ 3.619527 \$138.99
 Distribution Cost Recovery 38.4 kW @ \$ 0.402209 \$15.44
 Electricity Relief Program 1,152 kWh @ \$ 0.00033 \$0.38
 Transition Charge (TC3) 1,152 kWh @ \$ 0.00909 \$10.47
 Storm Recovery Charge 83.1 kW @ \$ 0.335055 \$27.84
 TDU Bill Credit 38.4 kW @ \$ 0.099 \$3.80 CR
 Tax Refund Credit \$22.10 CR
 Storm Recovery Tax Credit 83.1 kW @ \$ 0.02764 \$2.30 CR
 Regulatory Asset Recovery 38.4 kW @ \$ 0.052535 \$2.02
 Energy Efficiency 1,152 kWh @ \$ 0.000647 \$0.75
 PUC Assessment \$0.55

Total Distribution Charges \$369.90

TOTAL CHARGES FOR ESI ID \$413.51

Customer Name: MATAGORDA COUNTY
 Account Number: 100064844327
 Invoice Number: 052003084130
 Invoice Date: 10/03/2020

ESI ID Detail:

Service Address: 201 FM 616 W UNIT SEWLIFT BLESSING, TX 77419
 Product: Fixed Price

ESI ID: 10032789497890130

Meter ID	Days	Read Type	Previous Read Date	Previous Meter Read	Current Read Date	Current Meter Read	Multiplier	Usage (kWh)	Actual kW/kVA	Billed kW/kVA
119426810	32	Actual	08/28/2020	✓ 43,798	09/28/2020	44,573	1.00	775	8	0
TOTAL								775	8	0

Electric Service Commercial

Service Period: 08/28/2020 to 09/28/2020 ✓
 TXU Energy Fixed Price

Base Usage 775 kWh @ \$ 0.0377995 \$29.29
 PUC Assessment \$0.05

Total Commercial Charges \$29.34

Electric Service Distribution

Service Period: 08/28/2020 to 09/28/2020

Base Charge \$1.40
 Meter Charge \$4.39
 Distribution System Charge 775 kWh @ \$ 0.021093 \$16.35
 Transmission Cost Recov Factor 775 kWh @ \$ 0.006986 \$5.41
 Distribution Cost Recovery 775 kWh @ \$ 0.003398 \$2.63
 Electricity Relief Program 775 kWh @ \$ 0.00033 \$0.26
 Transition Charge (TC3) 775 kWh @ \$ 0.00909 \$7.04
 Storm Recovery Charge 775 kWh @ \$ 0.001798 \$1.39
 TDU Bill Credit 775 kWh @ \$ 0.001223 \$0.95 CR
 Tax Refund Credit \$2.43 CR
 Storm Recovery Tax Credit 775 kWh @ \$ 0.000148 \$0.11 CR
 Regulatory Asset Recovery 775 kWh @ \$ 0.000171 \$0.13
 Energy Efficiency 775 kWh @ \$ 0.000275 \$0.21
 PUC Assessment \$0.05

Total Distribution Charges \$35.77

TOTAL CHARGES FOR ESI ID \$65.11 ✓



Customer Name: MATAGORDA COUNTY
 Account Number: 100064844327
 Invoice Number: 052003084130
 Invoice Date: 10/03/2020

ESI ID Detail:

Service Address: 935 STREETLIGHT STLG 400MV BLESSING, TX 77419
Product: Fixed Price

ESI ID: 10032789496744773

Meter ID	Days	Read Type	Previous Read Date	Previous Meter Read	Current Read Date	Current Meter Read	Multiplier	Usage (kWh)	Actual kW/kVA	Billed kW/kVA
7005911722MV	32	Actual	08/27/2020	0	09/27/2020	290	1.00	290	-	-
TOTAL								290	0	0

Electric Service Commercial

Service Period: 08/27/2020 to 09/27/2020 ✓

TXU Energy Fixed Price

Base Usage 290 kWh @ \$ 0.0377995 \$10.96
 PUC Assessment \$0.02

Total Commercial Charges \$10.98

Electric Service Distribution

Service Period: 08/27/2020 to 09/27/2020

Base Charge \$1.40
 Street Lighting - Facilities \$19.24
 Distribution System Charge 290 kWh @ \$ 0.0211034 \$6.12
 Transmission Cost Recov Factor 290 kWh @ \$ 0.007 \$2.03
 Distribution Cost Recovery 290 kWh @ \$ 0.0034138 \$0.99
 Electricity Relief Program 290 kWh @ \$ 0.0003448 \$0.10
 Transition Charge (TC3) 290 kWh @ \$ 0.0045862 \$1.33
 Storm Recovery Charge 290 kWh @ \$ 0.0084828 \$2.46
 TDU Bill Credit 290 kWh @ \$ 0.0012069 \$0.35 CR
 Tax Refund Credit \$2.93 CR
 Storm Recovery Tax Credit 290 kWh @ \$ 0.0006897 \$0.20 CR
 Regulatory Asset Recovery 290 kWh @ \$ 0.0002759 \$0.08
 PUC Assessment \$0.04

Total Distribution Charges \$30.31

TOTAL CHARGES FOR ESI ID \$41.29

Customer Name: MATAGORDA COUNTY
 Account Number: 100064844327
 Invoice Number: 052003084130
 Invoice Date: 10/03/2020

ESI ID Detail:

Service Address: 932 STREETLIGHT UNIT 175MV BLESSING, TX 77419
 Product: Fixed Price

ESI ID: 10032789496744772

Meter ID	Days	Read Type	Previous Read Date	Previous Meter Read	Current Read Date	Current Meter Read	Multiplier	Usage (kWh)	Actual kW/kVA	Billed kW/kVA
7007144530MV	32	Actual	08/27/2020	0	09/27/2020	70	1.00	70	-	-
TOTAL								70	0	0

Electric Service Commercial

Service Period: 08/27/2020 to 09/27/2020 ✓
 TXU Energy Fixed Price
 Base Usage

70 kWh @ \$ 0.0377995 \$2.64

Total Commercial Charges \$2.64

Electric Service Distribution

Service Period: 08/27/2020 to 09/27/2020

Base Charge		\$1.40
Street Lighting - Facilities		\$5.87
Distribution System Charge	70 kWh @ \$ 0.0211429	\$1.48
Transmission Cost Recov Factor	70 kWh @ \$ 0.007	\$0.49
Distribution Cost Recovery	70 kWh @ \$ 0.0034286	\$0.24
Electricity Relief Program	70 kWh @ \$ 0.0002857	\$0.02
Transition Charge (TC3)	70 kWh @ \$ 0.0045714	\$0.32
Storm Recovery Charge	70 kWh @ \$ 0.0084286	\$0.59
TDU Bill Credit	70 kWh @ \$ 0.0012857	\$0.09 CR
Tax Refund Credit		\$0.96 CR
Storm Recovery Tax Credit	70 kWh @ \$ 0.0007143	\$0.05 CR
Regulatory Asset Recovery	70 kWh @ \$ 0.0002857	\$0.02
PUC Assessment		\$0.01

Total Distribution Charges \$9.34

TOTAL CHARGES FOR ESI ID \$11.98



Customer Name: MATAGORDA COUNTY
 Account Number: 100064844327
 Invoice Number: 052003084130
 Invoice Date: 10/03/2020

ESI ID Detail:

Service Address: FM 459 UNIT P43 EL MATON, TX 77440
Product: Fixed Price

ESI ID: 10032789482241440

Meter ID	Days	Read Type	Previous Read Date	Previous Meter Read	Current Read Date	Current Meter Read	Multiplier	Usage (kWh)	Actual kW/kVA	Billed kW/kVA
122301621	30	Actual	08/11/2020	10,834	09/09/2020	10,971	1.00	137	-	-
TOTAL								137	0	0

Electric Service Commercial

Service Period: 08/11/2020 to 09/09/2020
 TXU Energy Fixed Price

Base Usage 137 kWh @ \$ 0.0377995 \$5.18
 PUC Assessment \$0.01

Total Commercial Charges \$5.19

Electric Service Distribution

Service Period: 08/11/2020 to 09/09/2020

Base Charge \$1.40
 Meter Charge \$4.39
 Distribution System Charge 137 kWh @ \$ 0.021093 \$2.89
 Transmission Cost Recov Factor 137 kWh @ \$ 0.006986 \$0.96
 Distribution Cost Recovery 137 kWh @ \$ 0.003398 \$0.47
 Electricity Relief Program 137 kWh @ \$ 0.00033 \$0.05
 Transition Charge (TC3) 137 kWh @ \$ 0.00909 \$1.25
 Storm Recovery Charge 137 kWh @ \$ 0.001798 \$0.25
 TDU Bill Credit 137 kWh @ \$ 0.001223 \$0.17 CR
 Tax Refund Credit \$0.95 CR
 Storm Recovery Tax Credit 137 kWh @ \$ 0.000148 \$0.02 CR
 Regulatory Asset Recovery 137 kWh @ \$ 0.000171 \$0.02
 Energy Efficiency 137 kWh @ \$ 0.000275 \$0.04
 PUC Assessment \$0.02

Total Distribution Charges \$10.60

TOTAL CHARGES FOR ESI ID \$15.79

Customer Name: MATAGORDA COUNTY
 Account Number: 100064844327
 Invoice Number: 052003084130
 Invoice Date: 10/03/2020

ESI ID Detail:

Service Address: 190 AVENUE F ODLT 400HPS MARKHAM, TX 77456
 Product: Fixed Price

ESI ID: 10032789476839781

Meter ID	Days	Read Type	Previous Read Date	Previous Meter Read	Current Read Date	Current Meter Read	Multiplier	Usage (kWh)	Actual kW/kVA	Billed kW/kVA
7007105031OT	30	Actual	08/19/2020	0	09/17/2020	✓ 155	1.00	155	-	-
TOTAL								155	0	0

Electric Service Commercial
 Service Period: 08/19/2020 to 09/17/2020 ✓
 TXU Energy Fixed Price
 Base Usage 155 kWh @ \$ 0.0377995 \$5.86
 PUC Assessment \$0.01

Total Commercial Charges \$5.87

Electric Service Distribution

Service Period: 08/19/2020 to 09/17/2020

Outdoor Lighting - Facilities \$5.26
 Distribution System Charge 155 kWh @ \$ 0.0210968 \$3.27
 Transmission Cost Recov Factor 155 kWh @ \$ 0.0069677 \$1.08
 Distribution Cost Recovery 155 kWh @ \$ 0.0034194 \$0.53
 Electricity Relief Program 155 kWh @ \$ 0.0003226 \$0.05
 Transition Charge (TC3) 155 kWh @ \$ 0.0090968 \$1.41
 Storm Recovery Charge 155 kWh @ \$ 0.0085161 \$1.32
 TDU Bill Credit 155 kWh @ \$ 0.0012258 \$0.19 CR
 Tax Refund Credit \$0.93 CR
 Storm Recovery Tax Credit 155 kWh @ \$ 0.0007097 \$0.11 CR
 Regulatory Asset Recovery 155 kWh @ \$ 0.0002581 \$0.04
 PUC Assessment \$0.01

Total Distribution Charges \$11.74

TOTAL CHARGES FOR ESI ID \$17.61

DST 00072061



Customer Name: MATAGORDA COUNTY
 Account Number: 100064844327
 Invoice Number: 052003084130
 Invoice Date: 10/03/2020

ESI ID Detail:

Service Address:
Product:

190 AVENUE F UNIT ANNEX MARKHAM, TX 77456
 Fixed Price

ESI ID: 10032789426253880

Meter ID	Days	Read Type	Previous Read Date	Previous Meter Read	Current Read Date	Current Meter Read	Multiplier	Usage (kWh)	Actual kW/kVA	Billed kW/kVA
157911497	30	Actual	08/19/2020	✓ 1,961	09/17/2020	2,389	1.00	428	4	0
TOTAL								428	4	0

Electric Service Commercial

Service Period: 08/19/2020 to 09/17/2020 ✓
 TXU Energy Fixed Price
 Base Usage
 PUC Assessment

428 kWh @ \$ 0.0377995 \$16.18
 \$0.03

Total Commercial Charges \$16.21

Electric Service Distribution

Service Period: 08/19/2020 to 09/17/2020
 Base Charge
 Meter Charge
 Distribution System Charge
 Transmission Cost Recov Factor
 Distribution Cost Recovery
 Electricity Relief Program
 Transition Charge (TC3)
 Storm Recovery Charge
 TDU Bill Credit
 Tax Refund Credit
 Storm Recovery Tax Credit
 Regulatory Asset Recovery
 Energy Efficiency
 PUC Assessment

\$1.40
 \$4.39
 428 kWh @ \$ 0.021093 \$9.03
 428 kWh @ \$ 0.006986 \$2.99
 428 kWh @ \$ 0.003398 \$1.45
 428 kWh @ \$ 0.00033 \$0.14
 428 kWh @ \$ 0.00909 \$3.89
 428 kWh @ \$ 0.001798 \$0.77
 428 kWh @ \$ 0.001223 \$0.52 CR
 \$1.62 CR
 428 kWh @ \$ 0.000148 \$0.06 CR
 428 kWh @ \$ 0.000171 \$0.07
 428 kWh @ \$ 0.000275 \$0.12
 \$0.03

Total Distribution Charges \$22.08

TOTAL CHARGES FOR ESI ID \$38.29

Customer Name: MATAGORDA COUNTY
 Account Number: 100064844327
 Invoice Number: 052003084130
 Invoice Date: 10/03/2020

ESI ID Detail:

Service Address: 190 AVENUE F UNIT COMM CNT MARKHAM, TX 77456
Product: Fixed Price

ESI ID: 10032789476839780

Meter ID	Days	Read Type	Previous Read Date	Previous Meter Read	Current Read Date	Current Meter Read	Multiplii	Usage (kWh)	Actual kW/kVA	Billed kW/kVA
122330835	30	Actual	08/19/2020	✓ 88,037	09/17/2020	89,347	1.00	1,310	17	17
TOTAL								1,310	17	17

Electric Service Commercial

Service Period: 08/19/2020 to 09/17/2020

TXU Energy Fixed Price

Base Usage 1,310 kWh @ \$ 0.0377995 \$49.52
 PUC Assessment \$0.08

Total Commercial Charges \$49.60

Electric Service Distribution

Service Period: 08/19/2020 to 09/17/2020 ✓

Base Charge \$2.02
 Meter Charge \$12.67
 Distribution System Charge 16.6 kW @ \$ 4.869 \$80.83
 Transmission Cost Recov Factor 16.6 kW @ \$ 3.619527 \$60.08
 Distribution Cost Recovery 16.6 kW @ \$ 0.402209 \$6.68
 Electricity Relief Program 1,310 kWh @ \$ 0.00033 \$0.43
 Transition Charge (TC3) 1,310 kWh @ \$ 0.00909 \$11.91
 Storm Recovery Charge 21.8 kW @ \$ 0.335055 \$7.30
 TDU Bill Credit 16.6 kW @ \$ 0.099 \$1.64 CR
 Tax Refund Credit \$10.47 CR
 Storm Recovery Tax Credit 21.8 kW @ \$ 0.02764 \$0.60 CR
 Regulatory Asset Recovery 16.6 kW @ \$ 0.052535 \$0.87
 Energy Efficiency 1,310 kWh @ \$ 0.000647 \$0.85
 PUC Assessment \$0.25

Total Distribution Charges \$171.18

TOTAL CHARGES FOR ESI ID \$220.78 ✓



Customer Name: MATAGORDA COUNTY
 Account Number: 100064844327
 Invoice Number: 052003084130
 Invoice Date: 10/03/2020

ESI ID Detail:

Service Address: 190 AVENUE F UNIT FIRESTA MARKHAM, TX 77456
Product: Fixed Price

ESI ID: 10032789487564611

Meter ID	Days	Read Type	Previous Read Date	Previous Meter Read	Current Read Date	Current Meter Read	Multiplier	Usage (kWh)	Actual kW/kVA	Billed kW/kVA
122291027	30	Actual	08/19/2020	✓ 41,416	09/17/2020	42,176	1.00	760	-	-
TOTAL								760	0	0

Electric Service Commercial

Service Period: 08/19/2020 to 09/17/2020 ✓

TXU Energy Fixed Price

Base Usage 760 kWh @ \$ 0.0377995 \$28.73
 PUC Assessment \$0.05

Total Commercial Charges \$28.78

Electric Service Distribution

Service Period: 08/19/2020 to 09/17/2020

Base Charge \$1.40
 Meter Charge \$4.39
 Distribution System Charge 760 kWh @ \$ 0.021093 \$16.03
 Transmission Cost Recov Factor 760 kWh @ \$ 0.006986 \$5.31
 Distribution Cost Recovery 760 kWh @ \$ 0.003398 \$2.58
 Electricity Relief Program 760 kWh @ \$ 0.00033 \$0.25
 Transition Charge (TC3) 760 kWh @ \$ 0.00909 \$6.91
 Storm Recovery Charge 760 kWh @ \$ 0.001798 \$1.37
 TDU Bill Credit 760 kWh @ \$ 0.001223 \$0.93 CR
 Tax Refund Credit \$0.11 CR
 Storm Recovery Tax Credit 760 kWh @ \$ 0.000148 \$0.11 CR
 Regulatory Asset Recovery 760 kWh @ \$ 0.000171 \$0.13
 Energy Efficiency 760 kWh @ \$ 0.000275 \$0.21
 PUC Assessment \$0.04

Total Distribution Charges \$37.47

TOTAL CHARGES FOR ESI ID \$66.25



000153 23/35

Customer Name: MATAGORDA COUNTY
 Account Number: 100064844327
 Invoice Number: 052003084130
 Invoice Date: 10/03/2020

ESI ID Detail:

Service Address: 190 AVENUE F UNIT JP OFF MARKHAM, TX 77456
 Product: Fixed Price

ESI ID: 10032789461015050

Meter ID	Days	Read Type	Previous Read Date	Previous Meter Read	Current Read Date	Current Meter Read	Multiplier	Usage (kWh)	Actual kW/kVA	Billed kW/kVA
122316429	30	Actual	08/19/2020	✓ 39,587	09/17/2020	40,343	1.00	756	-	-
TOTAL								756	0	0

Electric Service Commercial

Service Period: 08/19/2020 to 09/17/2020 ✓
 TXU Energy Fixed Price

Base Usage 756 kWh @ \$ 0.0377995 \$28.58
 PUC Assessment \$0.05

Total Commercial Charges	\$28.63
---------------------------------	----------------

Electric Service Distribution

Service Period: 08/19/2020 to 09/17/2020

Base Charge \$1.40
 Meter Charge \$4.39
 Distribution System Charge 756 kWh @ \$ 0.021093 \$15.95
 Transmission Cost Recov Factor 756 kWh @ \$ 0.006986 \$5.28
 Distribution Cost Recovery 756 kWh @ \$ 0.003398 \$2.57
 Electricity Relief Program 756 kWh @ \$ 0.00033 \$0.25
 Transition Charge (TC3) 756 kWh @ \$ 0.00909 \$6.87
 Storm Recovery Charge 756 kWh @ \$ 0.001798 \$1.36
 TDU Bill Credit 756 kWh @ \$ 0.001223 \$0.92 CR
 Tax Refund Credit \$2.38 CR
 Storm Recovery Tax Credit 756 kWh @ \$ 0.000148 \$0.11 CR
 Regulatory Asset Recovery 756 kWh @ \$ 0.000171 \$0.13
 Energy Efficiency 756 kWh @ \$ 0.000275 \$0.21
 PUC Assessment \$0.04

Total Distribution Charges	\$35.04
-----------------------------------	----------------

TOTAL CHARGES FOR ESI ID	\$63.67 ✓
---------------------------------	------------------



Customer Name: MATAGORDA COUNTY
 Account Number: 100064844327
 Invoice Number: 052003084130
 Invoice Date: 10/03/2020

ESI ID Detail:

Service Address: MAGNOLIA MATAGORDA, TX 77457
Product: Fixed Price

ESI ID: 10032789419199850

Meter ID	Days	Read Type	Previous Read Date	Previous Meter Read	Current Read Date	Current Meter Read	Multiplier	Usage (kWh)	Actual kW/kVA	Billed kW/kVA
7006973193SD	30	Actual	08/18/2020	0	09/16/2020	57	1.00	57	-	-
TOTAL								57	0	0

Electric Service Commercial

Service Period: 08/18/2020 to 09/16/2020 ✓
 TXU Energy Fixed Price

Base Usage 57 kWh @ \$ 0.0377995 \$2.16

Total Commercial Charges \$2.16

Electric Service Distribution

Service Period: 08/18/2020 to 09/16/2020

Outdoor Lighting - Facilities			\$4.51
Distribution System Charge	57 kWh @	\$ 0.0210526	\$1.20
Transmission Cost Recov Factor	57 kWh @	\$ 0.0070175	\$0.40
Distribution Cost Recovery	57 kWh @	\$ 0.0033333	\$0.19
Electricity Relief Program	57 kWh @	\$ 0.0003509	\$0.02
Transition Charge (TC3)	57 kWh @	\$ 0.0091228	\$0.52
Storm Recovery Charge	57 kWh @	\$ 0.0084211	\$0.48
TDU Bill Credit	57 kWh @	\$ 0.0012281	\$0.07 CR
Tax Refund Credit			\$0.63 CR
Storm Recovery Tax Credit	57 kWh @	\$ 0.0007018	\$0.04 CR
Regulatory Asset Recovery	57 kWh @	\$ 0.0003509	\$0.02
PUC Assessment			\$0.01

Total Distribution Charges \$6.61

TOTAL CHARGES FOR ESI ID \$8.77

Customer Name: MATAGORDA COUNTY
 Account Number: 100064844327
 Invoice Number: 052003084130
 Invoice Date: 10/03/2020

ESI ID Detail:

Service Address: 18 BAYVIEW ADDN MATAGORDA, TX 77457
 Product: Fixed Price

ESI ID: 10032789403973976

Meter ID	Days	Read Type	Previous Read Date	Previous Meter Read	Current Read Date	Current Meter Read	Multiplier	Usage (kWh)	Actual kW/kVA	Billed kW/kVA
119711668	30	Actual	08/18/2020	✓ 157,516	09/16/2020	158,740	1.00	1,224	5	0
TOTAL								1,224	5	0

Electric Service Commercial

Service Period: 08/18/2020 to 09/16/2020 ✓

TXU Energy Fixed Price

Base Usage 1,224 kWh @ \$ 0.0377995 \$46.27
 PUC Assessment \$0.08

Total Commercial Charges \$46.35

Electric Service Distribution

Service Period: 08/18/2020 to 09/16/2020

Base Charge \$1.40
 Meter Charge \$4.39
 Distribution System Charge 1,224 kWh @ \$ 0.021093 \$25.82
 Transmission Cost Recov Factor 1,224 kWh @ \$ 0.006986 \$8.55
 Distribution Cost Recovery 1,224 kWh @ \$ 0.003398 \$4.16
 Electricity Relief Program 1,224 kWh @ \$ 0.00033 \$0.40
 Transition Charge (TC3) 1,224 kWh @ \$ 0.00909 \$11.13
 Storm Recovery Charge 1,224 kWh @ \$ 0.001798 \$2.20
 TDU Bill Credit 1,224 kWh @ \$ 0.001223 \$1.50 CR
 Tax Refund Credit \$3.46 CR
 Storm Recovery Tax Credit 1,224 kWh @ \$ 0.000148 \$0.18 CR
 Regulatory Asset Recovery 1,224 kWh @ \$ 0.000171 \$0.21
 Energy Efficiency 1,224 kWh @ \$ 0.000275 \$0.34
 PUC Assessment \$0.07

Total Distribution Charges \$53.53

TOTAL CHARGES FOR ESI ID \$99.88



Customer Name: MATAGORDA COUNTY
 Account Number: 100064844327
 Invoice Number: 052003084130
 Invoice Date: 10/03/2020

ESI ID Detail:

Service Address:

1203 COUNTY ROAD 243 UNIT FIRESTA MATAGORDA, TX 77457

ESI ID: 10032789427413670

Product:

Fixed Price

Meter ID	Days	Read Type	Previous Read Date	Previous Meter Read	Current Read Date	Current Meter Read	Multiplier	Usage (kWh)	Actual kW/kVA	Billed kW/kVA
122279171	30	Actual	08/17/2020	✓ 29,055	09/15/2020	29,710	1.00	655	6	0
TOTAL								655	6	0

Electric Service Commercial

Service Period: 08/17/2020 to 09/15/2020 ✓

TXU Energy Fixed Price

Base Usage

655 kWh @ \$ 0.0377995

\$24.76

PUC Assessment

\$0.04

Total Commercial Charges \$24.80

Electric Service Distribution

Service Period: 08/17/2020 to 09/15/2020

Base Charge

\$1.40

Meter Charge

\$4.39

Distribution System Charge

655 kWh @ \$ 0.021093

\$13.82

Transmission Cost Recov Factor

655 kWh @ \$ 0.006986

\$4.58

Distribution Cost Recovery

655 kWh @ \$ 0.003398

\$2.23

Electricity Relief Program

655 kWh @ \$ 0.00033

\$0.22

Transition Charge (TC3)

655 kWh @ \$ 0.00909

\$5.95

Storm Recovery Charge

655 kWh @ \$ 0.001798

\$1.18

TDU Bill Credit

655 kWh @ \$ 0.001223

\$0.80 CR

Tax Refund Credit

\$2.15 CR

Storm Recovery Tax Credit

655 kWh @ \$ 0.000148

\$0.10 CR

Regulatory Asset Recovery

655 kWh @ \$ 0.000171

\$0.11

Energy Efficiency

655 kWh @ \$ 0.000275

\$0.18

PUC Assessment

\$0.04

Total Distribution Charges \$31.05

TOTAL CHARGES FOR ESI ID \$55.85

Customer Name: MATAGORDA COUNTY
Account Number: 100064844327
Invoice Number: 052003084130
Invoice Date: 10/03/2020

ESI ID Detail:

Service Address: 414 FISHER MATAGORDA, TX 77457
Product: Fixed Price

ESI ID: 10032789427542180

Meter ID	Days	Read Type	Previous Read Date	Previous Meter Read	Current Read Date	Current Meter Read	Multiplier	Usage (kWh)	Actual kW/kVA	Billed kW/kVA
122274251	30	Actual	08/18/2020	✓ 106	09/16/2020	106	1.00	0	-	-
TOTAL								0	0	0

Electric Service Commercial

Service Period: 08/18/2020 to 09/16/2020 ✓
 TXU Energy Fixed Price
 No Usage

\$0.00

Total Commercial Charges \$0.00

Electric Service Distribution

Service Period: 08/18/2020 to 09/16/2020

Base Charge \$1.40
 Meter Charge \$4.39
 Tax Refund Credit \$0.63 CR
 PUC Assessment \$0.01

Total Distribution Charges \$5.17

TOTAL CHARGES FOR ESI ID \$5.17 ✓





Customer Name: MATAGORDA COUNTY
 Account Number: 100064844327
 Invoice Number: 052003084130
 Invoice Date: 10/03/2020

ESI ID Detail:

Service Address:
 Product:

FISHER UNIT COUNTY MATAGORDA, TX 77457
 Fixed Price

ESI ID: 10032789414370120

Meter ID	Days	Read Type	Previous Read Date	Previous Meter Read	Current Read Date	Current Meter Read	Multiplier	Usage (kWh)	Actual kW/kVA	Billed kW/kVA
122332798	30	Actual	08/18/2020	✓ 97,810	09/16/2020	99,299	1.00	1,489	9	0
TOTAL								1,489	9	0

Electric Service Commercial

Service Period: 08/18/2020 to 09/16/2020 ✓
 TXU Energy Fixed Price

Base Usage 1,489 kWh @ \$ 0.0377995 \$56.28
 PUC Assessment \$0.09

Total Commercial Charges \$56.37

Electric Service Distribution

Service Period: 08/18/2020 to 09/16/2020

Base Charge \$1.40
 Meter Charge \$4.39
 Distribution System Charge 1,489 kWh @ \$ 0.021093 \$31.41
 Transmission Cost Recov Factor 1,489 kWh @ \$ 0.006986 \$10.40
 Distribution Cost Recovery 1,489 kWh @ \$ 0.003398 \$5.06
 Electricity Relief Program 1,489 kWh @ \$ 0.00033 \$0.49
 Transition Charge (TC3) 1,489 kWh @ \$ 0.00909 \$13.54
 Storm Recovery Charge 1,489 kWh @ \$ 0.001798 \$2.68
 TDU Bill Credit 1,489 kWh @ \$ 0.001223 \$1.82 CR
 Tax Refund Credit \$4.08 CR
 Storm Recovery Tax Credit 1,489 kWh @ \$ 0.000148 \$0.22 CR
 Regulatory Asset Recovery 1,489 kWh @ \$ 0.000171 \$0.25
 Energy Efficiency 1,489 kWh @ \$ 0.000275 \$0.41
 PUC Assessment \$0.08

Total Distribution Charges \$63.99

TOTAL CHARGES FOR ESI ID \$120.36

000153 26/35

Customer Name: MATAGORDA COUNTY
 Account Number: 100064844327
 Invoice Number: 052003084130
 Invoice Date: 10/03/2020

ESI ID Detail:

Service Address: OLD GULF RD UNIT STATION COLLCT STA MATAGORDA, TX 77457 **ESI ID:** 10032789494278861
Product: Fixed Price

Meter ID	Days	Read Type	Previous Read Date	Previous Meter Read	Current Read Date	Current Meter Read	Multiplier	Usage (kWh)	Actual kW/kVA	Billed kW/kVA
119431822	32	Actual	08/14/2020	✓ 2,125	09/14/2020	2,180	1.00	55	0	0
TOTAL								55	0	0

Electric Service Commercial

Service Period: 08/14/2020 to 09/14/2020 ✓
 TXU Energy Fixed Price
 Base Usage

55 kWh @ \$ 0.0377995 \$2.08

Total Commercial Charges	\$2.08
---------------------------------	---------------

Electric Service Distribution

Service Period: 08/14/2020 to 09/14/2020

Base Charge			\$1.40
Meter Charge			\$4.39
Distribution System Charge	55 kWh @	\$ 0.021093	\$1.16
Transmission Cost Recov Factor	55 kWh @	\$ 0.006986	\$0.38
Distribution Cost Recovery	55 kWh @	\$ 0.003398	\$0.19
Electricity Relief Program	55 kWh @	\$ 0.00033	\$0.02
Transition Charge (TC3)	55 kWh @	\$ 0.00909	\$0.50
Storm Recovery Charge	55 kWh @	\$ 0.001798	\$0.10
TDU Bill Credit	55 kWh @	\$ 0.001223	\$0.07 CR
Tax Refund Credit			\$0.76 CR
Storm Recovery Tax Credit	55 kWh @	\$ 0.000148	\$0.01 CR
Regulatory Asset Recovery	55 kWh @	\$ 0.000171	\$0.01
Energy Efficiency	55 kWh @	\$ 0.000275	\$0.02
PUC Assessment			\$0.01

Total Distribution Charges	\$7.34
-----------------------------------	---------------

TOTAL CHARGES FOR ESI ID	\$9.42 ✓
---------------------------------	-----------------





Customer Name: MATAGORDA COUNTY
 Account Number: 100064844327
 Invoice Number: 052003084130
 Invoice Date: 10/03/2020

ESI ID Detail:

Service Address: 115 LAUREL MATAGORDA, TX 77457
Product: Fixed Price

ESI ID: 10032789495257641

Meter ID	Days	Read Type	Previous Read Date	Previous Meter Read	Current Read Date	Current Meter Read	Multiplier	Usage (kWh)	Actual kW/kVA	Billed kW/kVA
120726105	30	Actual	08/18/2020	✓ 1,313	09/16/2020	1,429	1.00	116	1	0
TOTAL								116	1	0

Electric Service Commercial

Service Period: 08/18/2020 to 09/16/2020 ✓

TXU Energy Fixed Price

Base Usage 116 kWh @ \$ 0.0377995 \$4.38
 PUC Assessment \$0.01

Total Commercial Charges \$4.39

Electric Service Distribution

Service Period: 08/18/2020 to 09/16/2020

Base Charge \$1.40
 Meter Charge \$4.39
 Distribution System Charge 116 kWh @ \$ 0.021093 \$2.45
 Transmission Cost Recov Factor 116 kWh @ \$ 0.006986 \$0.81
 Distribution Cost Recovery 116 kWh @ \$ 0.003398 \$0.39
 Electricity Relief Program 116 kWh @ \$ 0.00033 \$0.04
 Transition Charge (TC3) 116 kWh @ \$ 0.00909 \$1.05
 Storm Recovery Charge 116 kWh @ \$ 0.001798 \$0.21
 TDU Bill Credit 116 kWh @ \$ 0.001223 \$0.14 CR
 Tax Refund Credit \$0.90 CR
 Storm Recovery Tax Credit 116 kWh @ \$ 0.000148 \$0.02 CR
 Regulatory Asset Recovery 116 kWh @ \$ 0.000171 \$0.02
 Energy Efficiency 116 kWh @ \$ 0.000275 \$0.03
 PUC Assessment \$0.01

Total Distribution Charges \$9.74

TOTAL CHARGES FOR ESI ID \$14.13 ✓

Customer Name: MATAGORDA COUNTY
Account Number: 100064844327
Invoice Number: 052003084130
Invoice Date: 10/03/2020

ESI ID Detail:

Service Address: 772 LAUREL SEASONAL METER MATAGORDA, TX 77457
Product: Fixed Price

ESI ID: 10032789417127397

Meter ID	Days	Read Type	Previous Read Date	Previous Meter Read	Current Read Date	Current Meter Read	Multiplier	Usage (kWh)	Actual kW/kVA	Billed kW/kVA
148896249	30	Actual	08/18/2020	✓ 1,681	09/16/2020	1,681	1.00	0	0	0
TOTAL								0	0	0

Electric Service Commercial

Service Period: 08/18/2020 to 09/16/2020 ✓
 TXU Energy Fixed Price
 No Usage

\$0.00

Total Commercial Charges \$0.00

Electric Service Distribution

Service Period: 08/18/2020 to 09/16/2020

Base Charge \$1.40
 Meter Charge \$4.39
 Tax Refund Credit \$0.63 CR
 PUC Assessment \$0.01

Total Distribution Charges \$5.17

TOTAL CHARGES FOR ESI ID \$5.17 ✓

DST 09072061





Customer Name: MATAGORDA COUNTY
 Account Number: 100064844327
 Invoice Number: 052003084130
 Invoice Date: 10/03/2020

ESI ID Detail:

Service Address:

637 MARKET ST UNIT FIRESTA MATAGORDA, TX 77457

ESI ID: 10032789446568110

Product:

Fixed Price

Meter ID	Days	Read Type	Previous Read Date	Previous Meter Read	Current Read Date	Current Meter Read	Multiplier	Usage (kWh)	Actual kW/kVA	Billed kW/kVA
122330875	30	Actual	08/18/2020	✓ 121,556	09/16/2020	122,751	1.00	1,195	17	17
TOTAL								1,195	17	17

Electric Service Commercial

Service Period: 08/18/2020 to 09/16/2020 ✓

TXU Energy Fixed Price

Base Usage 1,195 kWh @ \$ 0.0377995 \$45.17
 PUC Assessment \$0.08

Total Commercial Charges \$45.25

Electric Service Distribution

Service Period: 08/18/2020 to 09/16/2020

Base Charge \$2.02
 Meter Charge \$12.67
 Distribution System Charge 17.1 kW @ \$ 4.869 \$83.26
 Transmission Cost Recov Factor 17.1 kW @ \$ 3.619527 \$61.89
 Distribution Cost Recovery 17.1 kW @ \$ 0.402209 \$6.88
 Electricity Relief Program 1,195 kWh @ \$ 0.00033 \$0.39
 Transition Charge (TC3) 1,195 kWh @ \$ 0.00909 \$10.86
 Storm Recovery Charge 17.1 kW @ \$ 0.335055 \$5.73
 TDU Bill Credit 17.1 kW @ \$ 0.099 \$1.69 CR
 Tax Refund Credit \$10.74 CR
 Storm Recovery Tax Credit 17.1 kW @ \$ 0.02764 \$0.47 CR
 Regulatory Asset Recovery 17.1 kW @ \$ 0.052535 \$0.90
 Energy Efficiency 1,195 kWh @ \$ 0.000647 \$0.77
 PUC Assessment \$0.26

Total Distribution Charges \$172.73

TOTAL CHARGES FOR ESI ID \$217.98 ✓



000153 28/25

Customer Name: MATAGORDA COUNTY
 Account Number: 100064844327
 Invoice Number: 052003084130
 Invoice Date: 10/03/2020

ESI ID Detail:

Service Address: 2 RIVER BEND ODLT 400HPS MATAGORDA, TX 77457
 Product: Fixed Price

ESI ID: 10032789432664941

Meter ID	Days	Read Type	Previous Read Date	Previous Meter Read	Current Read Date	Current Meter Read	Multiplier	Usage (kWh)	Actual kW/kVA	Billed kW/kVA
7006992918SD	30	Actual	08/18/2020	0	09/16/2020	✓ 155	1.00	155	-	-
TOTAL								155	0	0

Electric Service Commercial

Service Period: 08/18/2020 to 09/16/2020 ✓
 TXU Energy Fixed Price

Base Usage 155 kWh @ \$ 0.0377995 \$5.86
 PUC Assessment \$0.01

Total Commercial Charges \$5.87

Electric Service Distribution

Service Period: 08/18/2020 to 09/16/2020

Outdoor Lighting - Facilities \$5.26
 Distribution System Charge 155 kWh @ \$ 0.0210968 \$3.27
 Transmission Cost Recov Factor 155 kWh @ \$ 0.0069677 \$1.08
 Distribution Cost Recovery 155 kWh @ \$ 0.0034194 \$0.53
 Electricity Relief Program 155 kWh @ \$ 0.0003226 \$0.05
 Transition Charge (TC3) 155 kWh @ \$ 0.0090968 \$1.41
 Storm Recovery Charge 155 kWh @ \$ 0.0085161 \$1.32
 TDU Bill Credit 155 kWh @ \$ 0.0012258 \$0.19 CR
 Tax Refund Credit \$0.93 CR
 Storm Recovery Tax Credit 155 kWh @ \$ 0.0007097 \$0.11 CR
 Regulatory Asset Recovery 155 kWh @ \$ 0.0002581 \$0.04
 PUC Assessment \$0.01

Total Distribution Charges \$11.74

TOTAL CHARGES FOR ESI ID \$17.61

EST 00072020



Customer Name: MATAGORDA COUNTY
 Account Number: 100064844327
 Invoice Number: 052003084130
 Invoice Date: 10/03/2020

ESI ID Detail:

Service Address: HIGHWAY 111 ODL MIDFIELD, TX 77458
Product: Fixed Price

ESI ID: 10032789492176731

Meter ID	Days	Read Type	Previous Read Date	Previous Meter Read	Current Read Date	Current Meter Read	Multiplier	Usage (kWh)	Actual kW/kVA	Billed kW/kVA
7007147859SD	29	Actual	08/04/2020	0	09/01/2020	✓ 104	1.00	104	-	-
TOTAL								104	0	0

Electric Service Commercial

Service Period: 08/04/2020 to 09/01/2020 ✓

TXU Energy Fixed Price

Base Usage 104 kWh @ \$ 0.0377995 \$3.93
 PUC Assessment \$0.01

Total Commercial Charges \$3.94

Electric Service Distribution

Service Period: 08/04/2020 to 09/01/2020

Outdoor Lighting - Facilities \$4.98
 Distribution System Charge 104 kWh @ \$ 0.0210577 \$2.19
 Transmission Cost Recov Factor 104 kWh @ \$ 0.0070192 \$0.73
 Distribution Cost Recovery 104 kWh @ \$ 0.0033654 \$0.35
 Electricity Relief Program 104 kWh @ \$ 0.0002885 \$0.03
 Transition Charge (TC3) 104 kWh @ \$ 0.0091346 \$0.95
 Storm Recovery Charge 104 kWh @ \$ 0.0084615 \$0.88
 TDU Bill Credit 104 kWh @ \$ 0.00125 \$0.13 CR
 Tax Refund Credit \$0.79 CR
 Storm Recovery Tax Credit 104 kWh @ \$ 0.0006731 \$0.07 CR
 Regulatory Asset Recovery 104 kWh @ \$ 0.0002885 \$0.03
 PUC Assessment \$0.01

Total Distribution Charges \$9.16

TOTAL CHARGES FOR ESI ID \$13.10

Customer Name: MATAGORDA COUNTY
 Account Number: 100064844327
 Invoice Number: 052003084130
 Invoice Date: 10/03/2020

ESI ID Detail:

Service Address: 110 JUNETTA AVE MIDFIELD, TX 77458
 Product: Fixed Price

ESI ID: 10032789459047060

Meter ID	Days	Read Type	Previous Read Date	Previous Meter Read	Current Read Date	Current Meter Read	Multiplier	Usage (kWh)	Actual kW/kVA	Billed kW/kVA
157104699	29	Actual	08/04/2020	✓ 1,218	09/01/2020	1,318	1.00	100	2	2
TOTAL								100	2	2

Electric Service Commercial

Service Period: 08/04/2020 to 09/01/2020 ✓
 TXU Energy Fixed Price

Base Usage 100 kWh @ \$ 0.0377995 \$3.78
 PUC Assessment \$0.01

Total Commercial Charges \$3.79

Electric Service Distribution

Service Period: 08/04/2020 to 09/01/2020

Base Charge \$2.02
 Meter Charge \$12.67
 Distribution System Charge 2.1 kW @ \$ 4.869 \$10.22
 Transmission Cost Recov Factor 2.1 kW @ \$ 3.619527 \$7.60
 Distribution Cost Recovery 2.1 kW @ \$ 0.402209 \$0.84
 Electricity Relief Program 100 kWh @ \$ 0.00033 \$0.03
 Transition Charge (TC3) 100 kWh @ \$ 0.00909 \$0.91
 Storm Recovery Charge 18.7 kW @ \$ 0.335055 \$6.27
 TDU Bill Credit 2.1 kW @ \$ 0.099 \$0.21 CR
 Tax Refund Credit \$2.73 CR
 Storm Recovery Tax Credit 18.7 kW @ \$ 0.02764 \$0.52 CR
 Regulatory Asset Recovery 2.1 kW @ \$ 0.052535 \$0.11
 Energy Efficiency 100 kWh @ \$ 0.000647 \$0.06
 PUC Assessment \$0.05

Total Distribution Charges \$37.32

TOTAL CHARGES FOR ESI ID \$41.11 ✓

DST 00072061





Customer Name: MATAGORDA COUNTY
 Account Number: 100064844327
 Invoice Number: 052003084130
 Invoice Date: 10/03/2020

ESI ID Detail:

Service Address: 110 JUNETTA ODLT 150HPS AL MIDFIELD, TX 77458
Product: Fixed Price

ESI ID: 10032789459047061

Meter ID	Days	Read Type	Previous Read Date	Previous Meter Read	Current Read Date	Current Meter Read	Multiplier	Usage (kWh)	Actual kW/kVA	Billed kW/kVA
7007074246SD	29	Actual	08/04/2020	0	09/01/2020	✓ 57	1.00	57	-	-
TOTAL								57	0	0

Electric Service Commercial

Service Period: 08/04/2020 to 09/01/2020 ✓
 TXU Energy Fixed Price
 Base Usage

57 kWh @ \$ 0.0377995 \$2.15

Total Commercial Charges \$2.15

Electric Service Distribution

Service Period: 08/04/2020 to 09/01/2020

Outdoor Lighting - Facilities			\$4.51
Distribution System Charge	57 kWh @	\$ 0.0210526	\$1.20
Transmission Cost Recov Factor	57 kWh @	\$ 0.0070175	\$0.40
Distribution Cost Recovery	57 kWh @	\$ 0.0033333	\$0.19
Electricity Relief Program	57 kWh @	\$ 0.0003509	\$0.02
Transition Charge (TC3)	57 kWh @	\$ 0.0091228	\$0.52
Storm Recovery Charge	57 kWh @	\$ 0.0084211	\$0.48
TDU Bill Credit	57 kWh @	\$ 0.0012281	\$0.07 CR
Tax Refund Credit			\$0.63 CR
Storm Recovery Tax Credit	57 kWh @	\$ 0.0007018	\$0.04 CR
Regulatory Asset Recovery	57 kWh @	\$ 0.0003509	\$0.02
PUC Assessment			\$0.01

Total Distribution Charges \$6.61

TOTAL CHARGES FOR ESI ID \$8.76

Customer Name: MATAGORDA COUNTY
 Account Number: 100064844327
 Invoice Number: 052003084130
 Invoice Date: 10/03/2020

ESI ID Detail:

Service Address: RAWLS ODL MIDFIELD, TX 77458
 Product: Fixed Price

ESI ID: 10032789461418841

Meter ID	Days	Read Type	Previous Read Date	Previous Meter Read	Current Read Date	Current Meter Read	Multiplier	Usage (kWh)	Actual kW/kVA	Billed kW/kVA
7007068113SD	29	Actual	08/04/2020	0	09/01/2020	✓ 104	1.00	104	-	-
TOTAL								104	0	0

Electric Service Commercial

Service Period: 08/04/2020 to 09/01/2020 ✓
 TXU Energy Fixed Price

Base Usage 104 kWh @ \$ 0.0377995 \$3.93
 PUC Assessment \$0.01

Total Commercial Charges \$3.94

Electric Service Distribution

Service Period: 08/04/2020 to 09/01/2020

Outdoor Lighting - Facilities \$4.98
 Distribution System Charge 104 kWh @ \$ 0.0210577 \$2.19
 Transmission Cost Recov Factor 104 kWh @ \$ 0.0070192 \$0.73
 Distribution Cost Recovery 104 kWh @ \$ 0.0033654 \$0.35
 Electricity Relief Program 104 kWh @ \$ 0.0002885 \$0.03
 Transition Charge (TC3) 104 kWh @ \$ 0.0031731 \$0.33
 Storm Recovery Charge 104 kWh @ \$ 0.0084615 \$0.88
 TDU Bill Credit 104 kWh @ \$ 0.00125 \$0.13 CR
 Tax Refund Credit \$0.79 CR
 Storm Recovery Tax Credit 104 kWh @ \$ 0.0006731 \$0.07 CR
 Regulatory Asset Recovery 104 kWh @ \$ 0.0002885 \$0.03
 PUC Assessment \$0.01

Total Distribution Charges \$8.54

TOTAL CHARGES FOR ESI ID \$12.48



Customer Name: MATAGORDA COUNTY
 Account Number: 100064844327
 Invoice Number: 052003084130
 Invoice Date: 10/03/2020

ESI ID Detail:

Service Address: RAWLS UNIT FIRESTA MIDFIELD, TX 77458
Product: Fixed Price

ESI ID: 10032789433412700

Meter ID	Days	Read Type	Previous Read Date	Previous Meter Read	Current Read Date	Current Meter Read	Multiplier	Usage (kWh)	Actual kW/kVA	Billed kW/kVA
136592656	29	Actual	08/04/2020	✓ 54,448	09/01/2020	57,291	1.00	2,843	9	9
TOTAL								2,843	9	9

Electric Service Commercial

Service Period: 08/04/2020 to 09/01/2020 ✓

TXU Energy Fixed Price

Base Usage 2,843 kWh @ \$ 0.0377995 \$107.46
 PUC Assessment \$0.18

Total Commercial Charges \$107.64

Electric Service Distribution

Service Period: 08/04/2020 to 09/01/2020

Base Charge \$2.02
 Meter Charge \$12.67
 Distribution System Charge 8.9 kW @ \$ 4.869 \$43.33
 Transmission Cost Recov Factor 8.9 kW @ \$ 3.619527 \$32.21
 Distribution Cost Recovery 8.9 kW @ \$ 0.402209 \$3.58
 Electricity Relief Program 2,843 kWh @ \$ 0.00033 \$0.94
 Transition Charge (TC3) 2,843 kWh @ \$ 0.00909 \$25.84
 Storm Recovery Charge 13.3 kW @ \$ 0.335055 \$4.46
 TDU Bill Credit 8.9 kW @ \$ 0.099 \$0.88 CR
 Tax Refund Credit \$0.11 CR
 Storm Recovery Tax Credit 13.3 kW @ \$ 0.02764 \$0.37 CR
 Regulatory Asset Recovery 8.9 kW @ \$ 0.052535 \$0.47
 Energy Efficiency 2,843 kWh @ \$ 0.000647 \$1.84
 PUC Assessment \$0.15

Total Distribution Charges \$126.15

TOTAL CHARGES FOR ESI ID \$233.79

Customer Name: MATAGORDA COUNTY
Account Number: 100064844327
Invoice Number: 052003084130
Invoice Date: 10/03/2020

ESI ID Detail:

Service Address: 955 STREETLIGHT STLG MIDFIELD, TX 77458
Product: Fixed Price

ESI ID: 10032789441468646

Meter ID	Days	Read Type	Previous Read Date	Previous Meter Read	Current Read Date	Current Meter Read	Multiplier	Usage (kWh)	Actual kW/kVA	Billed kW/kVA
7005524968SD	30	Actual	08/26/2020	0	09/24/2020	✓ 367	1.00	367	-	-
TOTAL								367	0	0

Electric Service Commercial

Service Period: 08/26/2020 to 09/24/2020 ✓

TXU Energy Fixed Price

Base Usage 367 kWh @ \$ 0.0377995 \$13.87
 PUC Assessment \$0.02

Total Commercial Charges	\$13.89
---------------------------------	----------------

Electric Service Distribution

Service Period: 08/26/2020 to 09/24/2020

Base Charge \$1.40
 Street Lighting - Facilities \$7.02
 Distribution System Charge 367 kWh @ \$ 0.0210899 \$7.74
 Transmission Cost Recov Factor 367 kWh @ \$ 0.0069755 \$2.56
 Distribution Cost Recovery 367 kWh @ \$ 0.003406 \$1.25
 Electricity Relief Program 367 kWh @ \$ 0.000327 \$0.12
 Transition Charge (TC3) 367 kWh @ \$ 0.0045777 \$1.68
 Storm Recovery Charge 367 kWh @ \$ 0.0085014 \$3.12
 TDU Bill Credit 367 kWh @ \$ 0.0012262 \$0.45 CR
 Tax Refund Credit \$1.77 CR
 Storm Recovery Tax Credit 367 kWh @ \$ 0.0006812 \$0.25 CR
 Regulatory Asset Recovery 367 kWh @ \$ 0.0002725 \$0.10
 PUC Assessment \$0.03

Total Distribution Charges	\$22.55
-----------------------------------	----------------

TOTAL CHARGES FOR ESI ID	\$36.44 ✓
---------------------------------	------------------





Customer Name: MATAGORDA COUNTY
Account Number: 100064844327
Invoice Number: 052003084130
Invoice Date: 10/03/2020

ESI ID Detail:

Service Address:
Product:

FM 521 ODLT 400HPS PALACIOS, TX 77465
 Fixed Price

ESI ID: 10032789465240600

Meter ID	Days	Read Type	Previous Read Date	Previous Meter Read	Current Read Date	Current Meter Read	Multiplier	Usage (kWh)	Actual kW/kVA	Billed kW/kVA
7005661310SD	30	Actual	08/26/2020	0	09/24/2020	✓ 155	1.00	155	-	-
TOTAL								155	0	0

Electric Service Commercial

Service Period: 08/26/2020 to 09/24/2020 ✓
 TXU Energy Fixed Price
 Base Usage
 PUC Assessment

155 kWh @ \$ 0.0377995 \$5.86
 \$0.01

Total Commercial Charges \$5.87

Electric Service Distribution

Service Period: 08/26/2020 to 09/24/2020
 Outdoor Lighting - Facilities
 Distribution System Charge
 Transmission Cost Recov Factor
 Distribution Cost Recovery
 Electricity Relief Program
 Transition Charge (TC3)
 Storm Recovery Charge
 TDU Bill Credit
 Tax Refund Credit
 Storm Recovery Tax Credit
 Regulatory Asset Recovery
 PUC Assessment

\$5.26
 155 kWh @ \$ 0.0210968 \$3.27
 155 kWh @ \$ 0.0069677 \$1.08
 155 kWh @ \$ 0.0034194 \$0.53
 155 kWh @ \$ 0.0003226 \$0.05
 155 kWh @ \$ 0.0090968 \$1.41
 155 kWh @ \$ 0.0085161 \$1.32
 155 kWh @ \$ 0.0012258 \$0.19 CR
 \$0.93 CR
 155 kWh @ \$ 0.0007097 \$0.11 CR
 155 kWh @ \$ 0.0002581 \$0.04
 \$0.01

Total Distribution Charges \$11.74

TOTAL CHARGES FOR ESI ID \$17.61

Customer Name: MATAGORDA COUNTY
 Account Number: 100064844327
 Invoice Number: 052003084130
 Invoice Date: 10/03/2020

ESI ID Detail:

Service Address:

405 COMMERCE ST PALACIOS, TX 77465-5468

ESI ID: 10032789440808411

Product:

Fixed Price

Jail

Meter ID	Days	Read Type	Previous Read Date	Previous Meter Read	Current Read Date	Current Meter Read	Multiplier	Usage (kWh)	Actual kW/kVA	Billed kW/kVA
119430885	32	Actual	08/20/2020	✓ 518,300	09/20/2020	525,258	1.00	6,958	18	18
TOTAL								6,958	18	18

Electric Service Commercial

Service Period: 08/20/2020 to 09/20/2020 ✓

TXU Energy Fixed Price

Base Usage	6,958 kWh @	\$ 0.0377995	\$263.01
PUC Assessment			\$0.44
Gross Receipts Reimb			\$2.84

Total Commercial Charges **\$266.29**

Electric Service Distribution

Service Period: 08/20/2020 to 09/20/2020

Base Charge			\$2.02
Meter Charge			\$12.67
Distribution System Charge	18.1 kW @	\$ 4.869	\$88.13
Transmission Cost Recov Factor	18.1 kW @	\$ 3.619527	\$65.51
Distribution Cost Recovery	18.1 kW @	\$ 0.402209	\$7.28
Electricity Relief Program	6,958 kWh @	\$ 0.00033	\$2.30
Transition Charge (TC3)	6,958 kWh @	\$ 0.00909	\$63.25
Storm Recovery Charge	18.1 kW @	\$ 0.335055	\$6.06
TDU Bill Credit	18.1 kW @	\$ 0.099	\$1.79 CR
Tax Refund Credit			\$11.27 CR
Storm Recovery Tax Credit	18.1 kW @	\$ 0.02764	\$0.50 CR
Regulatory Asset Recovery	18.1 kW @	\$ 0.052535	\$0.95
Energy Efficiency	6,958 kWh @	\$ 0.000647	\$4.50
PUC Assessment			\$0.28
Gross Receipts Reimb			\$1.81

Total Distribution Charges **\$241.20**

TOTAL CHARGES FOR ESI ID **\$507.49**



Customer Name: MATAGORDA COUNTY
 Account Number: 100064844327
 Invoice Number: 052003084130
 Invoice Date: 10/03/2020

ESI ID Detail:

Service Address: 25000 STATE HIGHWAY 35 S PALACIOS, TX 77465-1920
Product: Fixed Price

ESI ID: 10032789474945242

Meter ID	Days	Read Type	Previous Read Date	Previous Meter Read	Current Read Date	Current Meter Read	Multiplier	Usage (kWh)	Actual kW/kVA	Billed kW/kVA
7005712552SD	30	Actual	08/11/2020	0	09/09/2020	620	1.00	620	-	-
TOTAL								620	0	0

Electric Service Commercial

Service Period: 08/11/2020 to 09/09/2020 ✓
 TXU Energy Fixed Price

Base Usage 620 kWh @ \$ 0.0377995 \$23.44
 PUC Assessment \$0.04

Total Commercial Charges \$23.48

Electric Service Distribution

Service Period: 08/11/2020 to 09/09/2020

Outdoor Lighting - Facilities \$21.04
 Distribution System Charge 620 kWh @ \$ 0.0210968 \$13.08
 Transmission Cost Recov Factor 620 kWh @ \$ 0.0069839 \$4.33
 Distribution Cost Recovery 620 kWh @ \$ 0.0034032 \$2.11
 Electricity Relief Program 620 kWh @ \$ 0.0003226 \$0.20
 Transition Charge (TC3) 620 kWh @ \$ 0.0090968 \$5.64
 Storm Recovery Charge 620 kWh @ \$ 0.0085 \$5.27
 TDU Bill Credit 620 kWh @ \$ 0.0012258 \$0.76 CR
 Tax Refund Credit \$3.74 CR
 Storm Recovery Tax Credit 620 kWh @ \$ 0.0006774 \$0.42 CR
 Regulatory Asset Recovery 620 kWh @ \$ 0.0002742 \$0.17
 PUC Assessment \$0.06

Total Distribution Charges \$46.98

TOTAL CHARGES FOR ESI ID \$70.46

Customer Name: MATAGORDA COUNTY
 Account Number: 100064844327
 Invoice Number: 052003084130
 Invoice Date: 10/03/2020

ESI ID Detail:

Service Address: 25000 STATE HIGHWAY 35 S UNIT OFFIC PALACIOS, TX 77465-1920 ESI ID: 10032789453394875
 Product: Fixed Price

Meter ID	Days	Read Type	Previous Read Date	Previous Meter Read	Current Read Date	Current Meter Read	Multiplier	Usage (kWh)	Actual kW/kVA	Billed kW/kVA
120730531	30	Actual	08/11/2020	✓ 100,487	09/09/2020	102,065	1.00	1,578	7	0
TOTAL								1,578	7	0

Electric Service Commercial

Service Period: 08/11/2020 to 09/09/2020 ✓

TXU Energy Fixed Price

Base Usage 1,578 kWh @ \$ 0.0377995 \$59.65
 PUC Assessment \$0.10

Total Commercial Charges \$59.75

Electric Service Distribution

Service Period: 08/11/2020 to 09/09/2020

Base Charge \$1.40
 Meter Charge \$4.39
 Distribution System Charge 1,578 kWh @ \$ 0.021093 \$33.28
 Transmission Cost Recov Factor 1,578 kWh @ \$ 0.006986 \$11.02
 Distribution Cost Recovery 1,578 kWh @ \$ 0.003398 \$5.36
 Electricity Relief Program 1,578 kWh @ \$ 0.00033 \$0.52
 Transition Charge (TC3) 1,578 kWh @ \$ 0.00909 \$14.34
 Storm Recovery Charge 1,578 kWh @ \$ 0.001798 \$2.84
 TDU Bill Credit 1,578 kWh @ \$ 0.001223 \$1.93 CR
 Tax Refund Credit \$4.28 CR
 Storm Recovery Tax Credit 1,578 kWh @ \$ 0.000148 \$0.23 CR
 Regulatory Asset Recovery 1,578 kWh @ \$ 0.000171 \$0.27
 Energy Efficiency 1,578 kWh @ \$ 0.000275 \$0.43
 PUC Assessment \$0.08

Total Distribution Charges \$67.49

TOTAL CHARGES FOR ESI ID \$127.24





Customer Name: MATAGORDA COUNTY
Account Number: 100064844327
Invoice Number: 052003084130
Invoice Date: 10/03/2020

ESI ID Detail:

Service Address:
Product:

25000 STATE HIGHWAY 35 S UNIT P7 PALACIOS, TX 77465-1920
 Fixed Price

ESI ID: 10032789474945241

Meter ID	Days	Read Type	Previous Read Date	Previous Meter Read	Current Read Date	Current Meter Read	Multiplier	Usage (kWh)	Actual kW/kVA	Billed kW/kVA
122240914	30	Actual	08/11/2020	✓ 48,146	09/09/2020	48,698	1.00	552	6	0
TOTAL								552	6	0

Electric Service Commercial

Service Period: 08/11/2020 to 09/09/2020 ✓
 TXU Energy Fixed Price

Base Usage 552 kWh @ \$ 0.0377995 \$20.87
 PUC Assessment \$0.03

Total Commercial Charges \$20.90

Electric Service Distribution

Service Period: 08/11/2020 to 09/09/2020

Base Charge \$1.40
 Meter Charge \$4.39
 Distribution System Charge 552 kWh @ \$ 0.021093 \$11.64
 Transmission Cost Recov Factor 552 kWh @ \$ 0.006986 \$3.86
 Distribution Cost Recovery 552 kWh @ \$ 0.003398 \$1.88
 Electricity Relief Program 552 kWh @ \$ 0.00033 \$0.18
 Transition Charge (TC3) 552 kWh @ \$ 0.00909 \$5.02
 Storm Recovery Charge 552 kWh @ \$ 0.001798 \$0.99
 TDU Bill Credit 552 kWh @ \$ 0.001223 \$0.68 CR
 Tax Refund Credit \$1.91 CR
 Storm Recovery Tax Credit 552 kWh @ \$ 0.000148 \$0.08 CR
 Regulatory Asset Recovery 552 kWh @ \$ 0.000171 \$0.09
 Energy Efficiency 552 kWh @ \$ 0.000275 \$0.15
 PUC Assessment \$0.03

Total Distribution Charges \$26.96

TOTAL CHARGES FOR ESI ID \$47.86



000153 34/35

Customer Name: MATAGORDA COUNTY
 Account Number: 100064844327
 Invoice Number: 052003084130
 Invoice Date: 10/03/2020

ESI ID Detail:

Service Address: FM 521 UNIT RR PARK WADSWORTH, TX 77483
 Product: Fixed Price

ESI ID: 10032789412055530

Meter ID	Days	Read Type	Previous Read Date	Previous Meter Read	Current Read Date	Current Meter Read	Multiplier	Usage (kWh)	Actual kW/kVA	Billed kW/kVA
7006966354SD	30	Actual	08/18/2020	0	09/16/2020	312	1.00	312	-	-
TOTAL								312	0	0

Electric Service Commercial

Service Period: 08/18/2020 to 09/16/2020 ✓

TXU Energy Fixed Price

Base Usage 312 kWh @ \$ 0.0377995 \$11.79
 PUC Assessment \$0.02

Total Commercial Charges \$11.81

Electric Service Distribution

Service Period: 08/18/2020 to 09/16/2020

Base Charge \$1.40
 Street Lighting - Facilities \$22.98
 Distribution System Charge 312 kWh @ \$ 0.0210897 \$6.58
 Transmission Cost Recov Factor 312 kWh @ \$ 0.0069872 \$2.18
 Distribution Cost Recovery 312 kWh @ \$ 0.0033974 \$1.06
 Electricity Relief Program 312 kWh @ \$ 0.0003205 \$0.10
 Transition Charge (TC3) 312 kWh @ \$ 0.0045833 \$1.43
 Storm Recovery Charge 312 kWh @ \$ 0.0084936 \$2.65
 TDU Bill Credit 312 kWh @ \$ 0.0012179 \$0.38 CR
 Tax Refund Credit \$3.39 CR
 Storm Recovery Tax Credit 312 kWh @ \$ 0.0006731 \$0.21 CR
 Regulatory Asset Recovery 312 kWh @ \$ 0.0002564 \$0.08
 PUC Assessment \$0.05

Total Distribution Charges \$34.53

TOTAL CHARGES FOR ESI ID \$46.34 ✓

ESI 00072021



Customer Name: MATAGORDA COUNTY
Account Number: 100064844327
Invoice Number: 052003084130
Invoice Date: 10/03/2020

ESI ID Detail:

Service Address: 2000 FM 521 ODLT 400HPS UNIT RR PARK WADSWORTH, TX 77483 **ESI ID:** 10032789420235651
Product: Fixed Price

Meter ID	Days	Read Type	Previous Read Date	Previous Meter Read	Current Read Date	Current Meter Read	Multiplier	Usage (kWh)	Actual kW/kVA	Billed kW/kVA
7006991419SD	32	Actual	08/14/2020	0	09/14/2020	✓ 310	1.00	310	-	-
TOTAL								310	0	0

Electric Service Commercial

Service Period: 08/14/2020 to 09/14/2020 ✓

TXU Energy Fixed Price

Base Usage 310 kWh @ \$ 0.0377995 \$11.72
 PUC Assessment \$0.02

Total Commercial Charges \$11.74

Electric Service Distribution

Service Period: 08/14/2020 to 09/14/2020

Outdoor Lighting - Facilities \$10.52
 Distribution System Charge 310 kWh @ \$ 0.0210968 \$6.54
 Transmission Cost Recov Factor 310 kWh @ \$ 0.007 \$2.17
 Distribution Cost Recovery 310 kWh @ \$ 0.0033871 \$1.05
 Electricity Relief Program 310 kWh @ \$ 0.0003226 \$0.10
 Transition Charge (TC3) 310 kWh @ \$ 0.0090968 \$2.82
 Storm Recovery Charge 310 kWh @ \$ 0.0084839 \$2.63
 TDU Bill Credit 310 kWh @ \$ 0.0012258 \$0.38 CR
 Tax Refund Credit \$1.87 CR
 Storm Recovery Tax Credit 310 kWh @ \$ 0.0006774 \$0.21 CR
 Regulatory Asset Recovery 310 kWh @ \$ 0.0002581 \$0.08
 PUC Assessment \$0.03

Total Distribution Charges \$23.48

TOTAL CHARGES FOR ESI ID \$35.22 ✓

Customer Name: MATAGORDA COUNTY
 Account Number: 100064844327
 Invoice Number: 052003084130
 Invoice Date: 10/03/2020

ESI ID Detail:

Service Address: 2001 FM 521 ODLT 400HPS UNIT RR PARK WADSWORTH, TX 77483 ESI ID: 10032789420235652
 Product: Fixed Price

Meter ID	Days	Read Type	Previous Read Date	Previous Meter Read	Current Read Date	Current Meter Read	Multiplier	Usage (kWh)	Actual kW/kVA	Billed kW/kVA
7005369954SD	32	Actual	08/14/2020	0	09/14/2020	✓ 155	1.00	155	-	-
TOTAL								155	0	0

Electric Service Commercial

Service Period: 08/14/2020 to 09/14/2020 ✓

TXU Energy Fixed Price

Base Usage 155 kWh @ \$ 0.0377995 \$5.86
 PUC Assessment \$0.01

Total Commercial Charges \$5.87

Electric Service Distribution

Service Period: 08/14/2020 to 09/14/2020

Outdoor Lighting - Facilities \$5.26
 Distribution System Charge 155 kWh @ \$ 0.0210968 \$3.27
 Transmission Cost Recov Factor 155 kWh @ \$ 0.0069677 \$1.08
 Distribution Cost Recovery 155 kWh @ \$ 0.0034194 \$0.53
 Electricity Relief Program 155 kWh @ \$ 0.0003226 \$0.05
 Transition Charge (TC3) 155 kWh @ \$ 0.0090968 \$1.41
 Storm Recovery Charge 155 kWh @ \$ 0.0085161 \$1.32
 TDU Bill Credit 155 kWh @ \$ 0.0012258 \$0.19 CR
 Tax Refund Credit \$0.93 CR
 Storm Recovery Tax Credit 155 kWh @ \$ 0.0007097 \$0.11 - CR
 Regulatory Asset Recovery 155 kWh @ \$ 0.0002581 \$0.04
 PUC Assessment \$0.01

Total Distribution Charges \$11.74

TOTAL CHARGES FOR ESI ID \$17.61

Current Charges \$20,164.36